



THE PERMANENT FUND
**ALASKA'S
RENEWABLE
REVENUE**

LESSON & ACTIVITY BOOK

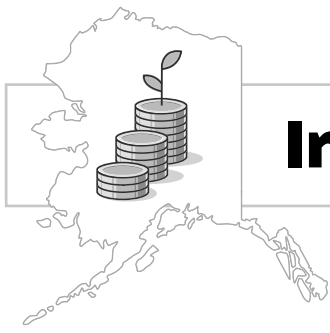




Table of Contents



2	Introduction
3	Standards Crosswalk
4	The Permanent Fund: Alaska's Renewable Revenue Videos
23	Create-a-State Game
52	The Permanent Fund: A Renewable Financial Resource Game
106	Fund Sustainability Simulation Game



Introduction



The Alaska Permanent Fund was established in 1976 to permanently save and invest at least 25% of the state's oil royalties for intergenerational benefit.

The Alaska Permanent Fund Corporation (APFC) is a state-owned corporation based in Juneau, Alaska that manages the assets of the Alaska Permanent Fund and other funds designated by law. APFC's pioneering investment model has been recognized globally for successfully converting nonrenewable resources into a renewable revenue stream of intergenerational wealth. This has been accomplished by permanently saving a portion of Alaska's natural resource royalty, protecting its long-term value, and investing it in a well-diversified portfolio of income-producing financial assets.

As the investment manager of Alaska's largest renewable financial resource, APFC recognizes the Alaska Permanent Fund and the youth are essential aspects of Alaska's future. The lessons in this workbook were created to teach and empower Alaska's youth, at middle school and high school education levels, about financial literacy, the Fund, its structure, investment management, and how the Fund is used to convert nonrenewable resources into a renewable economic resource for Alaska.



Standards Crosswalk



GRADE 6-8		
OBJECTIVE	Geography	Economics
SS.6-8.1.3 SS.6-8.1.4 SS.6-8.4.1 SS.6-8.4.3 SS.6-8.5.2 SS.6-8.5.3	SS.6.3.16.2 SS.6.3.16.3 SS.6.3.16.4 SS.6.3.16.6	SS.6.3.15.1

GRADE 9-12				
Inquiry	Civics	Economics	Geography	History
SS.9-12.1.3 SS.9-12.3.3 SS.9-12.4.5 SS.9-12.4.8	SS.AKH.6.8.1 SS.AKH.3.9.1 SS.9-12.9.7	SS.AKH.6.11.1 SS.AKH.6.15.1 SS.9-12.15.1 SS.9-12.15.2 SS.9-12.15.3	SS.9-12.20.5	SS.AKH.623-1



The Permanent Fund: Alaska's Renewable Revenue Videos



Alaska's Renewable Revenue is curriculum developed in partnership with the Alaska Permanent Fund Corporation and Alaska Resource Education (ARE). Students will learn about the Alaska Permanent Fund, investing, how smart investors use diversification to ensure stability and maximize on returns, while learning about the value the Fund provides our state.

Check out the videos developed for the curriculum (Vimeo).

The Permanent Fund – Alaska's Renewable Revenue

APFC Video Resource Link

<https://vimeo.com/akresource/alaskasrenewablerevenue?share=copy>

*ARE Video
Resource Codes:
(YouTube)*



The Permanent Fund – Diversification

APFC Video Resource Link

<https://vimeo.com/akresource/arrdiversity?share=copy>



The Permanent Fund in Action

APFC Video Resource Link

<https://vimeo.com/1065956479?share=copy>





Alaska's Renewable Revenue Questions



NAME(S): _____

Video 1 - The Permanent Fund - Alaska's Renewable Revenue



1. Name at least three benefits of the oil industry in Alaska.



2. What was built in 1970 to transport oil and is 800 miles long?



3. What was created to help ensure money for future generations, even after the oil stops flowing?



4. What percent of money from royalties for leasing land for oil, gas and mining goes into the Fund?



5. What is the name of the account where profits from investing go?



6. Since 1976, how much income has the Permanent Fund provided for Alaska?



7. Is Alaska's Legislature allowed to spend as much money as they want from the Earnings Reserves Account? Why or why not?



8. What are some examples of things the Fund pays for?



Alaska's Renewable Revenue Questions



NAME(S): _____

Video 1 - The Permanent Fund - Alaska's Renewable Revenue



1. Name at least three benefits of the oil industry in Alaska.



2. What was built in 1970 to transport oil and is 800 miles long?



3. What was created to help ensure money for future generations, even after the oil stops flowing?



4. What percent of money from royalties for leasing land for oil, gas and mining goes into the Fund?



5. What is the name of the account where profits from investing go?



6. Since 1976, how much income has the Permanent Fund provided for Alaska?



7. Is Alaska's Legislature allowed to spend as much money as they want from the Earnings Reserves Account? Why or why not?



8. What are some examples of things the Fund pays for?



Alaska's Renewable Revenue Questions



NAME(S): _____

Video 1 - The Permanent Fund - Alaska's Renewable Revenue



1. Name at least three benefits of the oil industry in Alaska.



2. What was built in 1970 to transport oil and is 800 miles long?



3. What was created to help ensure money for future generations, even after the oil stops flowing?



4. What percent of money from royalties for leasing land for oil, gas and mining goes into the Fund?



5. What is the name of the account where profits from investing go?



6. Since 1976, how much income has the Permanent Fund provided for Alaska?



7. Is Alaska's Legislature allowed to spend as much money as they want from the Earnings Reserves Account? Why or why not?



8. What are some examples of things the Fund pays for?



Alaska's Renewable Revenue Questions



NAME(S): _____

Video 1 - The Permanent Fund - Alaska's Renewable Revenue



1. Name at least three benefits of the oil industry in Alaska.



2. What was built in 1970 to transport oil and is 800 miles long?



3. What was created to help ensure money for future generations, even after the oil stops flowing?



4. What percent of money from royalties for leasing land for oil, gas and mining goes into the Fund?



5. What is the name of the account where profits from investing go?



6. Since 1976, how much income has the Permanent Fund provided for Alaska?



7. Is Alaska's Legislature allowed to spend as much money as they want from the Earnings Reserves Account? Why or why not?



8. What are some examples of things the Fund pays for?



Alaska's Renewable Revenue Questions



NAME(S): _____

Video 1 - The Permanent Fund - Alaska's Renewable Revenue



1. Name at least three benefits of the oil industry in Alaska.



2. What was built in 1970 to transport oil and is 800 miles long?



3. What was created to help ensure money for future generations, even after the oil stops flowing?



4. What percent of money from royalties for leasing land for oil, gas and mining goes into the Fund?



5. What is the name of the account where profits from investing go?



6. Since 1976, how much income has the Permanent Fund provided for Alaska?



7. Is Alaska's Legislature allowed to spend as much money as they want from the Earnings Reserves Account? Why or why not?



8. What are some examples of things the Fund pays for?



Alaska's Renewable Revenue Questions



NAME(S): _____

Video 1 - The Permanent Fund - Alaska's Renewable Revenue



1. Name at least three benefits of the oil industry in Alaska.



2. What was built in 1970 to transport oil and is 800 miles long?



3. What was created to help ensure money for future generations, even after the oil stops flowing?



4. What percent of money from royalties for leasing land for oil, gas and mining goes into the Fund?



5. What is the name of the account where profits from investing go?



6. Since 1976, how much income has the Permanent Fund provided for Alaska?



7. Is Alaska's Legislature allowed to spend as much money as they want from the Earnings Reserves Account? Why or why not?



8. What are some examples of things the Fund pays for?



Diversification Questions



NAME(S): _____

Video 2 - The Permanent Fund – Diversification



1. What are some of the natural resources in Alaska that fuel our economy?



2. What is Alaska's biggest single source of revenue?



3. What do the APFC team of experts do to help the Permanent Fund grow?



4. Which four categories do the APFC team of experts invest in?



5. What is diversification and why is that the strategy that APFC uses?



6. What is the savings account of the Permanent Fund called?



7. How does a diverse diet relate to diverse investments for the Fund?



8. Diversifying our investments is not about making a quick buck. It's about ____?



Diversification Questions



NAME(S): _____

Video 2 - The Permanent Fund – Diversification



1. What are some of the natural resources in Alaska that fuel our economy?



2. What is Alaska's biggest single source of revenue?



3. What do the APFC team of experts do to help the Permanent Fund grow?



4. Which four categories do the APFC team of experts invest in?



5. What is diversification and why is that the strategy that APFC uses?



6. What is the savings account of the Permanent Fund called?



7. How does a diverse diet relate to diverse investments for the Fund?



8. Diversifying our investments is not about making a quick buck. It's about ____?



Diversification Questions



NAME(S): _____

Video 2 - The Permanent Fund – Diversification



1. What are some of the natural resources in Alaska that fuel our economy?



2. What is Alaska's biggest single source of revenue?



3. What do the APFC team of experts do to help the Permanent Fund grow?



4. Which four categories do the APFC team of experts invest in?



5. What is diversification and why is that the strategy that APFC uses?



6. What is the savings account of the Permanent Fund called?



7. How does a diverse diet relate to diverse investments for the Fund?



8. Diversifying our investments is not about making a quick buck. It's about ____?



Diversification Questions



NAME(S): _____

Video 2 - The Permanent Fund – Diversification



1. What are some of the natural resources in Alaska that fuel our economy?



2. What is Alaska's biggest single source of revenue?



3. What do the APFC team of experts do to help the Permanent Fund grow?



4. Which four categories do the APFC team of experts invest in?



5. What is diversification and why is that the strategy that APFC uses?



6. What is the savings account of the Permanent Fund called?



7. How does a diverse diet relate to diverse investments for the Fund?



8. Diversifying our investments is not about making a quick buck. It's about ____?



The Fund in Action Questions



NAME(S): _____

Video 3 - The Permanent Fund In Action



1. Why, in 1976, did Alaska's leaders decide to start using a portion of the state's oil royalties to create a "Permanent Fund"?



2. How has the Alaska Permanent Fund grown from \$734,000 to over \$80 Billion today?



3. How do the Alaska Permanent Fund earnings benefit you?



4. Up to what percentage of the Alaska Permanent Fund's market value can be spent each year?
[Alaska State Statue 37.13]



5. Today, how much of our State Budget is funded by the Alaska Permanent Fund earnings?



6. Why is the Alaska Permanent Fund important?



The Fund in Action Questions



NAME(S): _____

Video 3 - The Permanent Fund In Action



1. Why, in 1976, did Alaska's leaders decide to start using a portion of the state's oil royalties to create a "Permanent Fund"?



2. How has the Alaska Permanent Fund grown from \$734,000 to over \$80 Billion today?



3. How do the Alaska Permanent Fund earnings benefit you?



4. Up to what percentage of the Alaska Permanent Fund's market value can be spent each year?
[Alaska State Statue 37.13]



5. Today, how much of our State Budget is funded by the Alaska Permanent Fund earnings?



6. Why is the Alaska Permanent Fund important?



The Fund in Action Questions



NAME(S): _____

Video 3 - The Permanent Fund In Action



1. Why, in 1976, did Alaska's leaders decide to start using a portion of the state's oil royalties to create a "Permanent Fund"?



2. How has the Alaska Permanent Fund grown from \$734,000 to over \$80 Billion today?



3. How do the Alaska Permanent Fund earnings benefit you?



4. Up to what percentage of the Alaska Permanent Fund's market value can be spent each year?
[Alaska State Statue 37.13]



5. Today, how much of our State Budget is funded by the Alaska Permanent Fund earnings?



6. Why is the Alaska Permanent Fund important?



The Fund in Action Questions



NAME(S): _____

Video 3 - The Permanent Fund In Action



1. Why, in 1976, did Alaska's leaders decide to start using a portion of the state's oil royalties to create a "Permanent Fund"?



2. How has the Alaska Permanent Fund grown from \$734,000 to over \$80 Billion today?



3. How do the Alaska Permanent Fund earnings benefit you?



4. Up to what percentage of the Alaska Permanent Fund's market value can be spent each year?
[Alaska State Statue 37.13]



5. Today, how much of our State Budget is funded by the Alaska Permanent Fund earnings?



6. Why is the Alaska Permanent Fund important?



The Fund in Action Questions



NAME(S): _____

Video 3 - The Permanent Fund In Action



1. Why, in 1976, did Alaska's leaders decide to start using a portion of the state's oil royalties to create a "Permanent Fund"?



2. How has the Alaska Permanent Fund grown from \$734,000 to over \$80 Billion today?



3. How do the Alaska Permanent Fund earnings benefit you?



4. Up to what percentage of the Alaska Permanent Fund's market value can be spent each year?
[Alaska State Statue 37.13]



5. Today, how much of our State Budget is funded by the Alaska Permanent Fund earnings?



6. Why is the Alaska Permanent Fund important?



Alaska's Renewable Revenue Answers



NAME(S): ANSWERS

Video 1 - The Permanent Fund - Alaska's Renewable Revenue



1. Name at least three benefits of the oil industry in Alaska.
ANSWER: Jobs, development, "sweet" work schedule [0:10]



2. What was built in 1970 to transport oil and is 800 miles long?
ANSWER: Trans-Alaska Pipeline (TAPS) [0:20]



3. What was created to help ensure money for future generations, even after the oil stops flowing?
ANSWER: Alaska Permanent Fund (APFC) [0:39]



4. What percent of money from royalties for leasing land for oil, gas and mining goes into the Fund?
ANSWER: At least 25%, per the Alaska State Constitution [1:04]



5. What is the name of the account where profits from investing go?
ANSWER: Earnings Reserve Account [1:30]



6. Since 1976, how much income has the Permanent Fund provided for Alaska?
ANSWER: Over \$80 Billion [1:44]



7. Is Alaska's Legislature allowed to spend as much money as they want from the Earnings Reserves Account? Why or why not?
ANSWER: No, they made a rule that limits the amount they can take from the Fund every year [2:09]



8. What are some examples of things the Fund pays for?
ANSWER: Schools, public safety, natural resources, PFD [2:27]



Diversification Answers



NAME(S): ANSWERS

Video 2 - The Permanent Fund – Diversification



1. What are some of the natural resources in Alaska that fuel our economy?
ANSWER: Oil and gas, mining, fishing [0:08]



2. What is Alaska's biggest single source of revenue?
ANSWER: The Alaska Permanent Fund [0:19]



3. What do the APFC team of experts do to help the Permanent Fund grow?
ANSWER: Invest the money from the Permanent Fund [0:48]



4. Which four categories do the APFC team of experts invest in?
ANSWER: Stocks, bonds, real estate, and private equity [1:04]



5. What is diversification and why is that the strategy that APFC uses?
ANSWER: Diversification is spreading your investments among different investment categories or asset classes. This is done so that if one investment goes badly, the others can still do well. [1:25]



6. What is the savings account of the Permanent Fund called?
ANSWER: The Principal [1:50]



7. How does a diverse diet relate to diverse investments for the Fund?
ANSWER: A diverse diet means you eat a variety of foods, and if something goes wrong with one food source, it is okay, because you have other options. In that sense, your diet is balanced and healthy and you are not relying on any one food source to keep you alive. [2:00 – 2:50]



8. Diversifying our investments is not about making a quick buck. It's about ____?
ANSWER: Sustainable, long-term growth [3:00]



The Fund in Action Answers



NAME(S): ANSWERS

Video 3 - The Permanent Fund In Action



1. Why, in 1976, did Alaska's leaders decide to start using a portion of the state's oil royalties to create a "Permanent Fund"?

ANSWER: Because oil is a nonrenewable resource. To save and invest for the future. To create a renewable revenue resource. [0:56]



2. How has the Alaska Permanent Fund grown from \$734,000 to over \$80 Billion today?

ANSWER: By diversifying investments in real estate, stocks, bonds, and businesses. [1:20]



3. How do the Alaska Permanent Fund earnings benefit you?

ANSWER: It helps to fund essential services like state parks, education, public safety, highways, and emergency services. A portion of the funds' earnings are shared through annual Permanent Fund Dividend checks. [2:10]



4. Up to what percentage of the Alaska Permanent Fund's market value can be spent each year?
[Alaska State Statue 37.13]

ANSWER: 5% [2:47]



5. Today, how much of our State Budget is funded by the Alaska Permanent Fund earnings?

ANSWER: Over 50% (2024 = more than 60%)

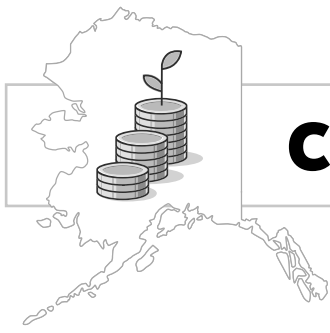
[3:26*]

***Answer to this question is found at [2:58] but previous pause-point is too close to this time. Allowing video to play until [3:26] before pausing explains what funds help support.**



6. Why is the Alaska Permanent Fund important?

ANSWER: It helps pay for many of the things we need today. It helps support Alaska's future. It helps turn nonrenewable resources into a renewable resource through investing. [4:07]



Create-a-State Game



**Essential Question: How do states have money to run their government?
What role do natural resources play?**

Grade:

9-12

Time:

One class period

Overview:

Students will learn about how Alaska became and stayed a state due to its natural resources (primarily, oil resources) and to challenge them to think about how you can transform a nonrenewable resource into a renewable resource.

Assessment:

Can the student effectively describe how the Alaska government funds its needs with different revenue streams?
Can the student articulate potential issues with having a non-diverse revenue stream?

Vocabulary:

Natural resources, renewable resources, nonrenewable resources, revenue, oil reservoir, commercial fishing, taxes, investment

TEACHER INFORMATION AND PROCEDURE

Create-a-State teacher training

Scan the QR code to watch the teacher training video.

Prior knowledge for students:

The student should be able to define and give an example of a source of revenue for the state. They should understand what industries (resources) are major economic contributors to the state of Alaska.

Materials needed:

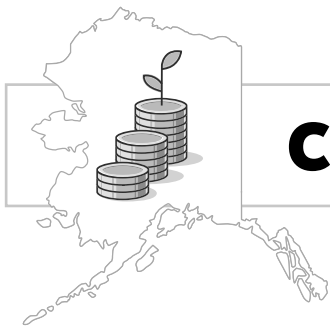
- Resource generation cards
- Oil, fish, and mineral cards

What to do in advance:

- Print out 1 set of Resource Generation cards
- Print out oil/fish/mineral cards (1 set of each needed per group, i.e., if you have 5 groups, you need 5 sets)
- Option to laminate all cards



**Scan to view
Teacher Training**



Create-a-State Game



What to do in advance:

- Print out 1 set of Resource Generation cards
- Print out oil/fish/mineral cards (1 set of each needed per group, i.e., if you have 5 groups, you need 5 sets)
- Option to laminate all cards

TEACHING THE LESSON

Gear-up:

- Ask students what they think the state of Alaska helps pay for around their community or the state. Discuss things like schools, university, roads, ports, troopers, village public safety officer, fish and game, medical programs for those in need, etc.
- Ask students how the state can afford those expenses. Where does the money come from?

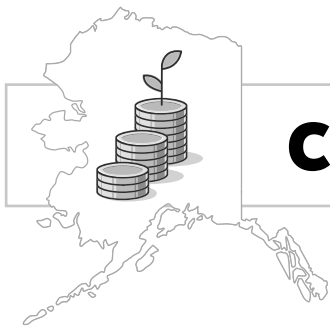
Explore:

In teams of 4 or 5, students are tasked with starting a brand-new state and generating revenue to meet the budget needs of their government. To make money, they can sell off three of their most plentiful resources: oil, minerals, and fish. Explain that oil and minerals are nonrenewable resources, and fish are renewable. Thus, once the nonrenewable resources are sold off, they cannot be replenished. However, at the end of each round, the students have the opportunity to replenish their fish resource, if they have at least one fish card left.

The goal of the game is for students to meet their government's annual budget demands of \$80,000 using only these resources as their revenue streams, and to make them last as long as possible. They should also consider whether these resources are enough to fully support their government.

How to play the game:

Pass out 5 oil cards, 3 mineral cards, and 3 fish cards randomly to each group. Remaining cards should be sorted by type but randomized in a pile (1 pile for leftover oil, 1 for leftover fish, and 1 for leftover minerals).



Create-a-State Game



Year 1:

Each team draws a Resource Generation card and reads it out loud to the group. They will do what the card tells them to do, which may be either drawing or discarding a resource card, or no action. The teacher will collect all discarded cards and pass out new cards to those who need them. The students can choose which cards they want to discard but if they are drawing a new card, it will be random.

After each team has drawn and completed their actions, all teams will pay \$80,000 to their government (a separate pile face down so it is clearly separate from their resource money cards, or the teacher will come around and collect). They can use any combination of their resource cards to pay their government. Once they pay, any group that has at least one fish card left gets one new fish card before the next round.

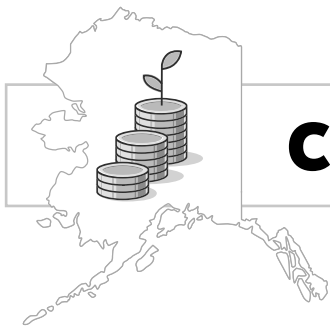
Year 2 – x:

Repeat the previous steps. When a team runs out of their fish cards, they no longer get a fish card replenished (they overfished the resource).

When a team can no longer pay the yearly budget using their natural resources, they are out. Let the other teams continue to play until none of the teams can still pay their government.

If a team does not have the exact “change” they have to pay at least \$80,000 (e.g., if they only have \$90,000 they have to pay that much).

You may optionally add variation to the state budget each year – e.g., the state has approved a lot of road construction projects for this upcoming season, so the state budget this year is \$100,000.



Create-a-State Game



Generalize

Discuss with students what factors (environmental and human) from the resource generation cards helped and which ones hurt their ability to meet their state budget each year.

- When considering the type of resources available, which are nonrenewable and which are renewable? How did this impact your ability to use these resources?
- What can be done to support your state when nonrenewable resources no longer can?
- Is there a way to make revenue from natural resource industries (oil and mining) last longer, despite them being a nonrenewable resource?

Discuss why having diverse revenue streams in Alaska are important, and the other resources that already contribute significant revenue for the state.

What might they do if they were given a large amount of money that they could use today and also have for their future?

Introduce the concept of the Alaska Permanent Fund, which was established in 1976 to invest some of the revenue obtained from Alaska's oil and gas reserves. Managed by the Alaska Permanent Fund Corporation (APFC), the Fund's value today is over \$80 billion dollars, which has grown from the first deposit from oil revenues of \$734,000 in 1977.


Show the students the video "The Permanent Fund – Alaska's Renewable Revenue." Scan QR code below.

Extensions, adaptations, and more resources

- Have the students play the game again with additional natural resources and discuss similarities/differences with the outcome
- Have the students create their own Resource Generation cards
- Explore Alaska's state budget



Scan to view
Video



Create-a-State Game: Doodle Notes



NAME(S): _____



1. Brainstorm all the things needed to run a State government.



2. Where does the money come from?



3. What do we use the money for?



Create-a-State Game: Doodle Notes



NAME(S): _____




1. Brainstorm all the things needed to run a State government.



2. Where does the money come from?



3. What do we use the money for?



Create-a-State Game:

Doodle Notes



NAME(S): _____




1. Brainstorm all the things needed to run a State government.



2. Where does the money come from?



3. What do we use the money for?



Create-a-State Game: Doodle Notes



NAME(S): _____




1. Brainstorm all the things needed to run a State government.



2. Where does the money come from?



3. What do we use the money for?



Create-a-State Game:

Doodle Notes



NAME(S): _____



1. Brainstorm all the things needed to run a State government.




2. Where does the money come from?



3. What do we use the money for?



Create-a-State Game: Resource Cards (Front)





Create-a-State Game: Resource Cards (Back)



**100 Barrels
\$10,000**



**100 Barrels
\$10,000**



**200 Barrels
\$20,000**



**200 Barrels
\$20,000**



**300 Barrels
\$30,000**





**300 Barrels
\$30,000**





Create-a-State Game: Resource Cards (Front)





Create-a-State Game: Resource Cards (Back)



**500 Barrels
\$50,000**



**500 Barrels
\$50,000**



**10 Tons
\$10,000**



**10 Tons
\$10,000**



**20 Tons
\$20,000**







**20 Tons
\$20,000**





Create-a-State Game: Resource Cards (Front)





Create-a-State Game: Resource Cards (Back)



**30 Tons
\$30,000**



**30 Tons
\$30,000**




**50 Tons
\$50,000**




**50 Tons
\$50,000**



**450 oz. Silver
\$10,000**



**450 oz. Silver
\$10,000**





Create-a-State Game: Resource Cards (Front)





Create-a-State Game: Resource Cards (Back)




**10 oz. Gold
\$20,000**




**10 oz. Gold
\$20,000**



**12 oz. Zinc
\$30,000**



**12 oz. Zinc
\$30,000**



**6 Tons Copper
\$50,000**



**6 Tons Copper
\$50,000**





Create-a-State Game: Resource Cards (Front)



**RESOURCE
Generation**

APFC ALASKA PERMANENT
FUND CORPORATION

 Alaska Resource
EDUCATION

Create-a-State Game

**RESOURCE
Generation**

APFC ALASKA PERMANENT
FUND CORPORATION

 Alaska Resource
EDUCATION

Create-a-State Game

**RESOURCE
Generation**

APFC ALASKA PERMANENT
FUND CORPORATION

 Alaska Resource
EDUCATION

Create-a-State Game

**RESOURCE
Generation**

APFC ALASKA PERMANENT
FUND CORPORATION

 Alaska Resource
EDUCATION

Create-a-State Game

**RESOURCE
Generation**

APFC ALASKA PERMANENT
FUND CORPORATION

 Alaska Resource
EDUCATION

Create-a-State Game

**RESOURCE
Generation**

APFC ALASKA PERMANENT
FUND CORPORATION

 Alaska Resource
EDUCATION

Create-a-State Game



Create-a-State Game: Resource Cards (Back)



An oil company in
your state discovered
a new oil reservoir.
DRAW 1 OIL CARD



An oil company in
your state had a spill.
DISCARD 1 OIL CARD



Oil production was
good this year.
DRAW 1 OIL CARD



Oil prices crash!
DISCARD 2 OIL CARDS



New land was opened
up for oil exploration.
DRAW 1 OIL CARD



Oil prices dropped
due to global
market conditions.
DISCARD 1 OIL CARD





Create-a-State Game: Resource Cards (Front)



**RESOURCE
Generation**

APFC ALASKA PERMANENT
FUND CORPORATION

 Alaska Resource
EDUCATION

Create-a-State Game

**RESOURCE
Generation**

APFC ALASKA PERMANENT
FUND CORPORATION

 Alaska Resource
EDUCATION

Create-a-State Game

**RESOURCE
Generation**

APFC ALASKA PERMANENT
FUND CORPORATION

 Alaska Resource
EDUCATION

Create-a-State Game

**RESOURCE
Generation**

APFC ALASKA PERMANENT
FUND CORPORATION

 Alaska Resource
EDUCATION

Create-a-State Game

**RESOURCE
Generation**

APFC ALASKA PERMANENT
FUND CORPORATION

 Alaska Resource
EDUCATION

Create-a-State Game

**RESOURCE
Generation**

APFC ALASKA PERMANENT
FUND CORPORATION

 Alaska Resource
EDUCATION

Create-a-State Game



Create-a-State Game: Resource Cards (Back)




**Frozen pipes halt oil production for a few days.
DISCARD 1 OIL CARD**





**A new oil company came to Alaska.
DRAW 1 OIL CARD**



**Oil prices are stable.
NO ACTION**



**War breaks out, and the U.S. can't trade for oil, so Alaska must drill for more oil.
DRAW 1 OIL CARD**



**A permit is denied for an oil exploration project.
DISCARD 1 OIL CARD**



**Normal oil production year.
NO ACTION**





Create-a-State Game: Resource Cards (Front)



**RESOURCE
Generation**

APFC ALASKA PERMANENT
FUND CORPORATION

 Alaska Resource
EDUCATION

Create-a-State Game

**RESOURCE
Generation**

APFC ALASKA PERMANENT
FUND CORPORATION

 Alaska Resource
EDUCATION

Create-a-State Game

**RESOURCE
Generation**

APFC ALASKA PERMANENT
FUND CORPORATION

 Alaska Resource
EDUCATION

Create-a-State Game

**RESOURCE
Generation**

APFC ALASKA PERMANENT
FUND CORPORATION

 Alaska Resource
EDUCATION

Create-a-State Game

**RESOURCE
Generation**

APFC ALASKA PERMANENT
FUND CORPORATION

 Alaska Resource
EDUCATION

Create-a-State Game

**RESOURCE
Generation**


APFC ALASKA PERMANENT
FUND CORPORATION

 Alaska Resource
EDUCATION


Create-a-State Game



Create-a-State Game: Resource Cards (Back)



**There was a great run of salmon this year!
DRAW 2 FISH CARDS**




**The fishing industry could not find enough employees to fish.
DISCARD 1 FISH CARD**




**A warming climate decreases fish populations.
DISCARD 1 FISH CARD**



**An invasive fish species starts to impact Alaska fish runs.
DISCARD 1 FISH CARD**



**Gas prices go down and fishing is less expensive.
DRAW 1 FISH CARD**



**Commercial fishing is business as usual.
NO ACTION**





Create-a-State Game: Resource Cards (Front)



**RESOURCE
Generation**

APFC ALASKA PERMANENT FUND CORPORATION

 Alaska Resource EDUCATION

Create-a-State Game

**RESOURCE
Generation**

APFC ALASKA PERMANENT FUND CORPORATION

 Alaska Resource EDUCATION

Create-a-State Game

**RESOURCE
Generation**

APFC ALASKA PERMANENT FUND CORPORATION

 Alaska Resource EDUCATION

Create-a-State Game

**RESOURCE
Generation**

APFC ALASKA PERMANENT FUND CORPORATION

 Alaska Resource EDUCATION

Create-a-State Game

**RESOURCE
Generation**

APFC ALASKA PERMANENT FUND CORPORATION

 Alaska Resource EDUCATION

Create-a-State Game

**RESOURCE
Generation**


APFC ALASKA PERMANENT FUND CORPORATION

 Alaska Resource EDUCATION


Create-a-State Game



Create-a-State Game: Resource Cards (Back)



**A restoration project helped fish spawning habitats.
DRAW 1 FISH CARD**



**Upgrades to commercial fishing boats increased production.
DRAW 1 FISH CARD**




**Gas prices go up, and fishing is more expensive.
DISCARD 1 FISH CARD**




**The local community is worried your commercial fishing is hurting their fishing.
DISCARD 1 FISH CARD**



**Fishing is stable.
NO ACTION**



**The weather was nice, you were able to fish more days.
DRAW 1 FISH CARD**





Create-a-State Game: Resource Cards (Front)



**RESOURCE
Generation**

APFC ALASKA PERMANENT
FUND CORPORATION

 Alaska Resource
EDUCATION

Create-a-State Game

**RESOURCE
Generation**

APFC ALASKA PERMANENT
FUND CORPORATION

 Alaska Resource
EDUCATION

Create-a-State Game

**RESOURCE
Generation**

APFC ALASKA PERMANENT
FUND CORPORATION

 Alaska Resource
EDUCATION

Create-a-State Game

**RESOURCE
Generation**

APFC ALASKA PERMANENT
FUND CORPORATION

 Alaska Resource
EDUCATION

Create-a-State Game

**RESOURCE
Generation**

APFC ALASKA PERMANENT
FUND CORPORATION

 Alaska Resource
EDUCATION

Create-a-State Game

**RESOURCE
Generation**

APFC ALASKA PERMANENT
FUND CORPORATION

 Alaska Resource
EDUCATION


Create-a-State Game





Create-a-State Game: Resource Cards (Back)





**Mineral production
is excellent.
DRAW 2
MINERAL CARDS**





**One of your large
mines came to the
end of its mine life.
DISCARD 2
MINERAL CARDS**




**A new mineral deposit
was discovered by an
exploration company.
DRAW 1
MINERAL CARD**



**An exploration mine
got several of
its permits denied.
DISCARD 1
MINERAL CARD**



**Good production year
for your mining industry.
DRAW 1
MINERAL CARD**



**An advanced
exploration mining
project got its
permits accepted.
DRAW 1
MINERAL CARD**





Create-a-State Game: Resource Cards (Front)



**RESOURCE
Generation**

APFC ALASKA PERMANENT FUND CORPORATION

 Alaska Resource EDUCATION

Create-a-State Game

**RESOURCE
Generation**

APFC ALASKA PERMANENT FUND CORPORATION

 Alaska Resource EDUCATION

Create-a-State Game

**RESOURCE
Generation**

APFC ALASKA PERMANENT FUND CORPORATION

 Alaska Resource EDUCATION

Create-a-State Game

**RESOURCE
Generation**

APFC ALASKA PERMANENT FUND CORPORATION

 Alaska Resource EDUCATION

Create-a-State Game

**RESOURCE
Generation**

APFC ALASKA PERMANENT FUND CORPORATION

 Alaska Resource EDUCATION

Create-a-State Game

**RESOURCE
Generation**


APFC ALASKA PERMANENT FUND CORPORATION

 Alaska Resource EDUCATION



Create-a-State Game




Create-a-State Game: Resource Cards (Back)




An increased production of renewal energy technology creates demand for mineral commodities.
**DRAW 1
MINERAL CARD**





A large deposit of a rare earth mineral discovered in your state leads to increased industry activity.
**DRAW 1
MINERAL CARD**





A lawsuit is filed against your project. The project is delayed in court.
**DISCARD 1
MINERAL CARD**




An advanced exploration mining project got its permits denied.
**DISCARD 1
MINERAL CARD**



Mineral prices dropped and companies had to let employees go.
**DISCARD 1
MINERAL CARD**



One of your mining companies gets a fine for being out of compliance with a permit.
**DISCARD 1
MINERAL CARD**





The Permanent Fund: A Renewable Financial Resource Game



Essential Question: How do the revenues from Alaska's oil and gas industries provide for Alaskans today and in the future? How does Alaska invest the Permanent Fund and manage it for the long run, as a renewable financial resource? What are the risks/rewards associated with investing and why is it important to diversify your investments?

Grade:

9-12

Time:

One class period

Overview:

Students will demonstrate how the Alaska Permanent Fund is managed as a renewable financial resource for Alaska. Students will learn what investments are and understand the importance of long-term investing and diversification.

Assessment:

Can the student:

- Explain how Alaska uses the Permanent Fund to benefit Alaskans today and save money for future generations?
- Who manages and invests the Permanent Fund?
- Explain what an investment is and why diversification is important?
- Define and give an investment example of a stock, bond, and real estate.

Vocabulary:

Financial Market Report, Investment, Diversification, Long-term Investment, Principal, Bonds, Inflation, Real Estate, Reward, Risk, Stocks, Taxes

TEACHER INFORMATION AND PROCEDURE

The Permanent Fund: A Renewable Financial Resource teacher training

Scan the QR code to watch the teacher training video.



Scan to view
Teacher Training

Prior knowledge for students:

Students should be able to articulate the purpose of the Alaska Permanent Fund, and give examples of common investments.

Materials needed:

- "How to Invest" PowerPoint slides: <https://tinyurl.com/yc3nc83v>
- Financial market report cards
 - Play money:
 - \$1,000 per group: 8 x \$100, 18 x \$10, 20 x \$1
 - One bank set per class: mixed denomination pack of play money (e.g., \$340 per class: 20 x \$10's, 20 x \$5s, 40 x \$1's)



Scan to view
PowerPoint

What to do in advance:

- Print out 1 set of market cards (laminated-optional)
- Separate money into the correct (listed above) amounts for each group.
- Have 4 different colored or labeled bins for each team's money:
 - Cash • Stocks • Bonds • Real estate
- Ask students how the state can afford those expenses. Where does the money come from?



The Permanent Fund: A Renewable Financial Resource Game



Gear-up:

Ask the students if they earned a lot of money, what would they do with it. Would they spend it all right away? Would they save some for the future, and if so, how much and why? Ask them about other ideas they might have to do with their savings, like investing it to earn more money. Ask them if a state government had savings, what could they do with it?

Have the students brainstorm examples of how a state could use its money. How can they make their savings renewable through investing to be able to use some today and make sure there is always some left for the future? Introduce the concepts of investment and diversification. Discuss the importance of not putting all your money in one place, as well as the potential risk and rewards of each type of investment. Ask students what factors could impact a state's savings and their investments.

Explore:

Students should be placed in the same teams as the previous lesson, and that they again are representing their newly founded state. Explain that the natural resources alone can no longer provide enough to support the state and so they are responsible for investing some of the revenue from natural resources to support the government today and ensure that it can continue to support them in the future. The point of the game is to support your government today while also growing your pool of money each year, and the team with the most money at the end of the game wins.

Year 1

Each team starts with the same amount of money, \$1,000.

Each team can invest as little or as much of their money as they want into the three different investment types (stocks, bonds, and real estate). They can also put money into their savings if they don't want to invest.

The teacher will draw a financial market report card and read it to the whole group. (These cards can be reused if needed). Using this information, the team must calculate how much money their investments made or lost based on how much they had in each type of investment. If they lost money overall, they will pay it to the bank (teacher); if they gained revenue from an investment, the bank (teacher) will pay them.

			INITIAL	\$
INVESTMENT TYPE	INVESTMENT AMOUNT	MARKET REPORT (Gained or Lost %)	AMOUNT GAINED OR LOST	VALUE OF ACCOUNT AFTER MARKET REPORT
Stocks	\$100	-5%	$100 \times 0.05 = 5$	$100 - 5 = \\$95$
Bonds	\$400	3%	$400 \times 0.3 = 12$	$400 + 0.3 = 12$
Real Estate	\$300	10%	$300 \times 0.10 = 30$	$300 + 30 = \\$330$
Savings	\$200	N/A	N/A	\$200
			TOTAL	\$1,037
AMOUNT GAINED OR LOST (FINAL - INITIAL)				\$1,037 - \$1,000 = \$37



The Permanent Fund: A Renewable Financial Resource Game



For year 2, each team can change their investment allocations if they desire. At the end of the round, students calculate their revenue gained or lost in the same manner as above.

After the 5th year, each team should count their money to see which generated the most investment earnings over the course of the 5 years.

Generalize:

Discuss with the students how the Alaska Permanent Fund through prudent investment, transforms a portion of Alaska's nonrenewable resources into a renewable financial resource. The goal is to make sure the Principal is maintained, that the Fund is invested to achieve the maximum returns possible – with as little risk as possible, and to generate consistent revenues to support Alaskans today while ensuring that it can also benefit future generations.

Watch the video "Alaska's Renewable Revenue: Diversification." Scan QR code below.

Extensions, adaptations, and more resources:

Have students research and present how much money the Permanent Fund contributes to Alaska every year. How many people work to manage the Permanent Fund and what types of investments do they make? Discuss how oil revenues (price and production) affect the state's revenue stream, and how the role of the Permanent Fund has evolved over the years to support the state and all Alaskans.



Scan to view
Video



The Permanent Fund: A Renewable Financial Resource Game



NAME(S): _____

Investing revenue from Alaska's natural resources for future generations.




1st Deposit 1977: \$734,000
Today's investments worth
over \$80 Billion



Compound Interest
Interest on top of interest



Risk Tolerance



Stocks
Partial **ownership**
in a company
High Risk / Return



Bonds
Loan to a company or
government with guaranteed
rate of return after a set
amount of time **Moderate**
Risk / Return



Real-Estate
Property ownership:
buildings or land
Variable Risk / Return



Diversified Portfolio
"Don't put all your eggs
in one basket!"



Bull Market
"Boldly charging ahead"



Bear Market
"Running away scared"



Savings
Bank account
Low Risk / [No] Return



The Permanent Fund: A Renewable Financial Resource Game



NAME(S): _____

Investing revenue from Alaska's natural resources for future generations.




1st Deposit 1977: \$734,000
Today's investments worth
over \$80 Billion



Compound Interest
Interest on top of interest



Risk Tolerance



Stocks
Partial **ownership**
in a company
High Risk / Return



Bonds
Loan to a company or
government with guaranteed
rate of return after a set
amount of time **Moderate**
Risk / Return



Real-Estate
Property ownership:
buildings or land
Variable Risk / Return



Diversified Portfolio
"Don't put all your eggs
in one basket!"



Bull Market
"Boldly charging ahead"



Bear Market
"Running away scared"



Savings
Bank account
Low Risk / [No] Return



The Permanent Fund: A Renewable Financial Resource Game



NAME(S): _____

Investing revenue from Alaska's natural resources for future generations.




1st Deposit 1977: \$734,000
Today's investments worth
over \$80 Billion



Compound Interest
Interest on top of interest



Risk Tolerance



Stocks
Partial **ownership**
in a company
High Risk / Return



Bonds
Loan to a company or
government with guaranteed
rate of return after a set
amount of time **Moderate**
Risk / Return



Real-Estate
Property ownership:
buildings or land
Variable Risk / Return



Diversified Portfolio
"Don't put all your eggs
in one basket!"



Bull Market
"Boldly charging ahead"



Bear Market
"Running away scared"



Savings
Bank account
Low Risk / [No] Return



The Permanent Fund: A Renewable Financial Resource Game



NAME(S): _____

Investing revenue from Alaska's natural resources for future generations.




1st Deposit 1977: \$734,000
Today's investments worth
over \$80 Billion



Compound Interest
Interest on top of interest



Risk Tolerance



Stocks
Partial **ownership**
in a company
High Risk / Return



Bonds
Loan to a company or
government with guaranteed
rate of return after a set
amount of time **Moderate**
Risk / Return



Real-Estate
Property ownership:
buildings or land
Variable Risk / Return



Diversified Portfolio
"Don't put all your eggs
in one basket!"



Bull Market
"Boldly charging ahead"



Bear Market
"Running away scared"



Savings
Bank account
Low Risk / [No] Return



The Permanent Fund: A Renewable Financial Resource Game



NAME(S): _____

Investing revenue from Alaska's natural resources for future generations.




1st Deposit 1977: \$734,000
Today's investments worth
over \$80 Billion



Compound Interest
Interest on top of interest



Risk Tolerance



Stocks
Partial **ownership**
in a company
High Risk / Return



Bonds
Loan to a company or
government with guaranteed
rate of return after a set
amount of time **Moderate**
Risk / Return



Real-Estate
Property ownership:
buildings or land
Variable Risk / Return



Diversified Portfolio
"Don't put all your eggs
in one basket!"



Bull Market
"Boldly charging ahead"



Bear Market
"Running away scared"



Savings
Bank account
Low Risk / [No] Return



The Permanent Fund:

A Renewable Financial Resource Game

Market Report Tracking

SAMPLE

			INITIAL	\$
INVESTMENT TYPE	INVESTMENT AMOUNT	MARKET REPORT (Gained or Lost %)	AMOUNT GAINED OR LOST	VALUE OF ACCOUNT AFTER MARKET REPORT
Stocks	\$100	-5%	$100 \times 0.05 = 5$	$100 - 5 = \$95$
Bonds	\$400	3%	$400 \times 0.3 = 12$	$400 + 0.3 = 12$
Real Estate	\$300	10%	$300 \times 0.10 = 30$	$300 + 30 = \$330$
Savings	\$200	N/A	N/A	\$200
			TOTAL	\$1,037
AMOUNT GAINED OR LOST (FINAL - INITIAL)				\$1,037 - \$1,000 = \$37

YEAR 1

			INITIAL	\$
INVESTMENT TYPE	INVESTMENT AMOUNT	MARKET REPORT (Gained or Lost %)	AMOUNT GAINED OR LOST	VALUE OF ACCOUNT AFTER MARKET REPORT
Stocks				
Bonds				
Real Estate				
Savings		N/A	N/A	
			TOTAL	
AMOUNT GAINED OR LOST (FINAL - INITIAL)				

YEAR 2

			INITIAL	\$
INVESTMENT TYPE	INVESTMENT AMOUNT	MARKET REPORT (Gained or Lost %)	AMOUNT GAINED OR LOST	VALUE OF ACCOUNT AFTER MARKET REPORT
Stocks				
Bonds				
Real Estate				
Savings		N/A	N/A	
			TOTAL	
AMOUNT GAINED OR LOST (FINAL - INITIAL)				



The Permanent Fund:

A Renewable Financial Resource Game

Market Report Tracking

YEAR 3

			INITIAL	\$
INVESTMENT TYPE	INVESTMENT AMOUNT	MARKET REPORT (Gained or Lost %)	AMOUNT GAINED OR LOST	VALUE OF ACCOUNT AFTER MARKET REPORT
Stocks				
Bonds				
Real Estate				
Savings		N/A	N/A	
			TOTAL	
AMOUNT GAINED OR LOST (FINAL - INITIAL)				

YEAR 4

			INITIAL	\$
INVESTMENT TYPE	INVESTMENT AMOUNT	MARKET REPORT (Gained or Lost %)	AMOUNT GAINED OR LOST	VALUE OF ACCOUNT AFTER MARKET REPORT
Stocks				
Bonds				
Real Estate				
Savings		N/A	N/A	
			TOTAL	
AMOUNT GAINED OR LOST (FINAL - INITIAL)				

YEAR 5

			INITIAL	\$
INVESTMENT TYPE	INVESTMENT AMOUNT	MARKET REPORT (Gained or Lost %)	AMOUNT GAINED OR LOST	VALUE OF ACCOUNT AFTER MARKET REPORT
Stocks				
Bonds				
Real Estate				
Savings		N/A	N/A	
			TOTAL	
AMOUNT GAINED OR LOST (FINAL - INITIAL)				



The Permanent Fund:

A Renewable Financial Resource Game

Market Report Tracking

SAMPLE

			INITIAL	\$
INVESTMENT TYPE	INVESTMENT AMOUNT	MARKET REPORT (Gained or Lost %)	AMOUNT GAINED OR LOST	VALUE OF ACCOUNT AFTER MARKET REPORT
Stocks	\$100	-5%	$100 \times 0.05 = 5$	$100 - 5 = \$95$
Bonds	\$400	3%	$400 \times 0.3 = 12$	$400 + 0.3 = 12$
Real Estate	\$300	10%	$300 \times 0.10 = 30$	$300 + 30 = \$330$
Savings	\$200	N/A	N/A	\$200
			TOTAL	\$1,037
AMOUNT GAINED OR LOST (FINAL - INITIAL)				\$1,037 - \$1,000 = \$37

YEAR 1

			INITIAL	\$
INVESTMENT TYPE	INVESTMENT AMOUNT	MARKET REPORT (Gained or Lost %)	AMOUNT GAINED OR LOST	VALUE OF ACCOUNT AFTER MARKET REPORT
Stocks				
Bonds				
Real Estate				
Savings		N/A	N/A	
			TOTAL	
AMOUNT GAINED OR LOST (FINAL - INITIAL)				

YEAR 2

			INITIAL	\$
INVESTMENT TYPE	INVESTMENT AMOUNT	MARKET REPORT (Gained or Lost %)	AMOUNT GAINED OR LOST	VALUE OF ACCOUNT AFTER MARKET REPORT
Stocks				
Bonds				
Real Estate				
Savings		N/A	N/A	
			TOTAL	
AMOUNT GAINED OR LOST (FINAL - INITIAL)				



The Permanent Fund:

A Renewable Financial Resource Game

Market Report Tracking

YEAR 3

			INITIAL	\$
INVESTMENT TYPE	INVESTMENT AMOUNT	MARKET REPORT (Gained or Lost %)	AMOUNT GAINED OR LOST	VALUE OF ACCOUNT AFTER MARKET REPORT
Stocks				
Bonds				
Real Estate				
Savings		N/A	N/A	
			TOTAL	
AMOUNT GAINED OR LOST (FINAL - INITIAL)				

YEAR 4

			INITIAL	\$
INVESTMENT TYPE	INVESTMENT AMOUNT	MARKET REPORT (Gained or Lost %)	AMOUNT GAINED OR LOST	VALUE OF ACCOUNT AFTER MARKET REPORT
Stocks				
Bonds				
Real Estate				
Savings		N/A	N/A	
			TOTAL	
AMOUNT GAINED OR LOST (FINAL - INITIAL)				

YEAR 5

			INITIAL	\$
INVESTMENT TYPE	INVESTMENT AMOUNT	MARKET REPORT (Gained or Lost %)	AMOUNT GAINED OR LOST	VALUE OF ACCOUNT AFTER MARKET REPORT
Stocks				
Bonds				
Real Estate				
Savings		N/A	N/A	
			TOTAL	
AMOUNT GAINED OR LOST (FINAL - INITIAL)				



The Permanent Fund:

A Renewable Financial Resource Game

Market Report Tracking

SAMPLE

			INITIAL	\$
INVESTMENT TYPE	INVESTMENT AMOUNT	MARKET REPORT (Gained or Lost %)	AMOUNT GAINED OR LOST	VALUE OF ACCOUNT AFTER MARKET REPORT
Stocks	\$100	-5%	$100 \times 0.05 = 5$	$100 - 5 = \$95$
Bonds	\$400	3%	$400 \times 0.3 = 12$	$400 + 0.3 = 12$
Real Estate	\$300	10%	$300 \times 0.10 = 30$	$300 + 30 = \$330$
Savings	\$200	N/A	N/A	\$200
			TOTAL	\$1,037
AMOUNT GAINED OR LOST (FINAL - INITIAL)				\$1,037 - \$1,000 = \$37

YEAR 1

			INITIAL	\$
INVESTMENT TYPE	INVESTMENT AMOUNT	MARKET REPORT (Gained or Lost %)	AMOUNT GAINED OR LOST	VALUE OF ACCOUNT AFTER MARKET REPORT
Stocks				
Bonds				
Real Estate				
Savings		N/A	N/A	
			TOTAL	
AMOUNT GAINED OR LOST (FINAL - INITIAL)				

YEAR 2

			INITIAL	\$
INVESTMENT TYPE	INVESTMENT AMOUNT	MARKET REPORT (Gained or Lost %)	AMOUNT GAINED OR LOST	VALUE OF ACCOUNT AFTER MARKET REPORT
Stocks				
Bonds				
Real Estate				
Savings		N/A	N/A	
			TOTAL	
AMOUNT GAINED OR LOST (FINAL - INITIAL)				



The Permanent Fund:

A Renewable Financial Resource Game

Market Report Tracking

YEAR 3

			INITIAL	\$
INVESTMENT TYPE	INVESTMENT AMOUNT	MARKET REPORT (Gained or Lost %)	AMOUNT GAINED OR LOST	VALUE OF ACCOUNT AFTER MARKET REPORT
Stocks				
Bonds				
Real Estate				
Savings		N/A	N/A	
			TOTAL	
AMOUNT GAINED OR LOST (FINAL - INITIAL)				

YEAR 4

			INITIAL	\$
INVESTMENT TYPE	INVESTMENT AMOUNT	MARKET REPORT (Gained or Lost %)	AMOUNT GAINED OR LOST	VALUE OF ACCOUNT AFTER MARKET REPORT
Stocks				
Bonds				
Real Estate				
Savings		N/A	N/A	
			TOTAL	
AMOUNT GAINED OR LOST (FINAL - INITIAL)				

YEAR 5

			INITIAL	\$
INVESTMENT TYPE	INVESTMENT AMOUNT	MARKET REPORT (Gained or Lost %)	AMOUNT GAINED OR LOST	VALUE OF ACCOUNT AFTER MARKET REPORT
Stocks				
Bonds				
Real Estate				
Savings		N/A	N/A	
			TOTAL	
AMOUNT GAINED OR LOST (FINAL - INITIAL)				



The Permanent Fund:

A Renewable Financial Resource Game

Market Report Tracking

SAMPLE

			INITIAL	\$
INVESTMENT TYPE	INVESTMENT AMOUNT	MARKET REPORT (Gained or Lost %)	AMOUNT GAINED OR LOST	VALUE OF ACCOUNT AFTER MARKET REPORT
Stocks	\$100	-5%	$100 \times 0.05 = 5$	$100 - 5 = \$95$
Bonds	\$400	3%	$400 \times 0.3 = 12$	$400 + 0.3 = 12$
Real Estate	\$300	10%	$300 \times 0.10 = 30$	$300 + 30 = \$330$
Savings	\$200	N/A	N/A	\$200
			TOTAL	\$1,037
AMOUNT GAINED OR LOST (FINAL - INITIAL)				\$1,037 - \$1,000 = \$37

YEAR 1

			INITIAL	\$
INVESTMENT TYPE	INVESTMENT AMOUNT	MARKET REPORT (Gained or Lost %)	AMOUNT GAINED OR LOST	VALUE OF ACCOUNT AFTER MARKET REPORT
Stocks				
Bonds				
Real Estate				
Savings		N/A	N/A	
			TOTAL	
AMOUNT GAINED OR LOST (FINAL - INITIAL)				

YEAR 2

			INITIAL	\$
INVESTMENT TYPE	INVESTMENT AMOUNT	MARKET REPORT (Gained or Lost %)	AMOUNT GAINED OR LOST	VALUE OF ACCOUNT AFTER MARKET REPORT
Stocks				
Bonds				
Real Estate				
Savings		N/A	N/A	
			TOTAL	
AMOUNT GAINED OR LOST (FINAL - INITIAL)				



The Permanent Fund:

A Renewable Financial Resource Game

Market Report Tracking

YEAR 3

			INITIAL	\$
INVESTMENT TYPE	INVESTMENT AMOUNT	MARKET REPORT (Gained or Lost %)	AMOUNT GAINED OR LOST	VALUE OF ACCOUNT AFTER MARKET REPORT
Stocks				
Bonds				
Real Estate				
Savings		N/A	N/A	
			TOTAL	
AMOUNT GAINED OR LOST (FINAL - INITIAL)				

YEAR 4

			INITIAL	\$
INVESTMENT TYPE	INVESTMENT AMOUNT	MARKET REPORT (Gained or Lost %)	AMOUNT GAINED OR LOST	VALUE OF ACCOUNT AFTER MARKET REPORT
Stocks				
Bonds				
Real Estate				
Savings		N/A	N/A	
			TOTAL	
AMOUNT GAINED OR LOST (FINAL - INITIAL)				

YEAR 5

			INITIAL	\$
INVESTMENT TYPE	INVESTMENT AMOUNT	MARKET REPORT (Gained or Lost %)	AMOUNT GAINED OR LOST	VALUE OF ACCOUNT AFTER MARKET REPORT
Stocks				
Bonds				
Real Estate				
Savings		N/A	N/A	
			TOTAL	
AMOUNT GAINED OR LOST (FINAL - INITIAL)				



The Permanent Fund:

A Renewable Financial Resource Game

Market Report Tracking

SAMPLE

			INITIAL	\$
INVESTMENT TYPE	INVESTMENT AMOUNT	MARKET REPORT (Gained or Lost %)	AMOUNT GAINED OR LOST	VALUE OF ACCOUNT AFTER MARKET REPORT
Stocks	\$100	-5%	$100 \times 0.05 = 5$	$100 - 5 = \$95$
Bonds	\$400	3%	$400 \times 0.3 = 12$	$400 + 0.3 = 12$
Real Estate	\$300	10%	$300 \times 0.10 = 30$	$300 + 30 = \$330$
Savings	\$200	N/A	N/A	\$200
			TOTAL	\$1,037
AMOUNT GAINED OR LOST (FINAL - INITIAL)				\$1,037 - \$1,000 = \$37

YEAR 1

			INITIAL	\$
INVESTMENT TYPE	INVESTMENT AMOUNT	MARKET REPORT (Gained or Lost %)	AMOUNT GAINED OR LOST	VALUE OF ACCOUNT AFTER MARKET REPORT
Stocks				
Bonds				
Real Estate				
Savings		N/A	N/A	
			TOTAL	
AMOUNT GAINED OR LOST (FINAL - INITIAL)				

YEAR 2

			INITIAL	\$
INVESTMENT TYPE	INVESTMENT AMOUNT	MARKET REPORT (Gained or Lost %)	AMOUNT GAINED OR LOST	VALUE OF ACCOUNT AFTER MARKET REPORT
Stocks				
Bonds				
Real Estate				
Savings		N/A	N/A	
			TOTAL	
AMOUNT GAINED OR LOST (FINAL - INITIAL)				



The Permanent Fund:

A Renewable Financial Resource Game

Market Report Tracking

YEAR 3

			INITIAL	\$
INVESTMENT TYPE	INVESTMENT AMOUNT	MARKET REPORT (Gained or Lost %)	AMOUNT GAINED OR LOST	VALUE OF ACCOUNT AFTER MARKET REPORT
Stocks				
Bonds				
Real Estate				
Savings		N/A	N/A	
			TOTAL	
AMOUNT GAINED OR LOST (FINAL - INITIAL)				

YEAR 4

			INITIAL	\$
INVESTMENT TYPE	INVESTMENT AMOUNT	MARKET REPORT (Gained or Lost %)	AMOUNT GAINED OR LOST	VALUE OF ACCOUNT AFTER MARKET REPORT
Stocks				
Bonds				
Real Estate				
Savings		N/A	N/A	
			TOTAL	
AMOUNT GAINED OR LOST (FINAL - INITIAL)				

YEAR 5

			INITIAL	\$
INVESTMENT TYPE	INVESTMENT AMOUNT	MARKET REPORT (Gained or Lost %)	AMOUNT GAINED OR LOST	VALUE OF ACCOUNT AFTER MARKET REPORT
Stocks				
Bonds				
Real Estate				
Savings		N/A	N/A	
			TOTAL	
AMOUNT GAINED OR LOST (FINAL - INITIAL)				



The Permanent Fund:

A Renewable Financial Resource Game Market Cards (Front)



**MARKET
Card**

APFC ALASKA PERMANENT FUND CORPORATION **The Permanent Fund:
A Renewable Financial Resource** Alaska Resource ASSOCIATION

**MARKET
Card**

APFC ALASKA PERMANENT FUND CORPORATION **The Permanent Fund:
A Renewable Financial Resource** Alaska Resource ASSOCIATION

**MARKET
Card**

APFC ALASKA PERMANENT FUND CORPORATION **The Permanent Fund:
A Renewable Financial Resource** Alaska Resource ASSOCIATION

**MARKET
Card**

APFC ALASKA PERMANENT FUND CORPORATION **The Permanent Fund:
A Renewable Financial Resource** Alaska Resource ASSOCIATION

**MARKET
Card**

APFC ALASKA PERMANENT FUND CORPORATION **The Permanent Fund:
A Renewable Financial Resource** Alaska Resource ASSOCIATION

**MARKET
Card**

APFC ALASKA PERMANENT FUND CORPORATION **The Permanent Fund:
A Renewable Financial Resource** Alaska Resource ASSOCIATION



The Permanent Fund:

A Renewable Financial Resource Game Market Cards (Back)



ANNUAL MARKET REPORT
Stocks: down 5%
Bonds: down 3%
Real Estate: down 10%



ANNUAL MARKET REPORT
Stocks: down 15%
Bonds: down 4%
Real Estate: down 5%



ANNUAL MARKET REPORT
Stocks: down 10%
Bonds: down 3%
Real Estate: up 5%



ANNUAL MARKET REPORT
Stocks: down 10%
Bonds: down 2%
Real Estate: down 2%



ANNUAL MARKET REPORT
Stocks: up 5%
Bonds: down 3%
Real Estate: up 2%



ANNUAL MARKET REPORT
Stocks: up 5%
Bonds: up 2%
Real Estate: up 2%





The Permanent Fund:

A Renewable Financial Resource Game Market Cards (Front)



**MARKET
Card**

APFC ALASKA PERMANENT FUND CORPORATION **The Permanent Fund:
A Renewable Financial Resource** Alaska Resource ASSOCIATION

**MARKET
Card**

APFC ALASKA PERMANENT FUND CORPORATION **The Permanent Fund:
A Renewable Financial Resource** Alaska Resource ASSOCIATION

**MARKET
Card**

APFC ALASKA PERMANENT FUND CORPORATION **The Permanent Fund:
A Renewable Financial Resource** Alaska Resource ASSOCIATION

**MARKET
Card**

APFC ALASKA PERMANENT FUND CORPORATION **The Permanent Fund:
A Renewable Financial Resource** Alaska Resource ASSOCIATION

**MARKET
Card**

APFC ALASKA PERMANENT FUND CORPORATION **The Permanent Fund:
A Renewable Financial Resource** Alaska Resource ASSOCIATION

**MARKET
Card**

APFC ALASKA PERMANENT FUND CORPORATION **The Permanent Fund:
A Renewable Financial Resource** Alaska Resource ASSOCIATION



The Permanent Fund:

A Renewable Financial Resource Game Market Cards (Back)



ANNUAL MARKET REPORT
Stocks: up 5%
Bonds: down 3%
Real Estate: up 2%



ANNUAL MARKET REPORT
Stocks: up 5%
Bonds: up 2%
Real Estate: up 2%



ANNUAL MARKET REPORT
Stocks: down 10%
Bonds: up 3%
Real Estate: down 5%



ANNUAL MARKET REPORT
Stocks: up 10%
Bonds: down 3%
Real Estate: down 5%



ANNUAL MARKET REPORT
Stocks: up 15%
Bonds: down 5%
Real Estate: up 10%



ANNUAL MARKET REPORT
Stocks: down 15%
Bonds: up 2%
Real Estate: down 5%





The Permanent Fund:

A Renewable Financial Resource Game Market Cards (Front)



**MARKET
Card**

APFC ALASKA PERMANENT FUND CORPORATION **The Permanent Fund:
A Renewable Financial Resource** Alaska Resource ASSOCIATION

**MARKET
Card**

APFC ALASKA PERMANENT FUND CORPORATION **The Permanent Fund:
A Renewable Financial Resource** Alaska Resource ASSOCIATION

**MARKET
Card**

APFC ALASKA PERMANENT FUND CORPORATION **The Permanent Fund:
A Renewable Financial Resource** Alaska Resource ASSOCIATION

**MARKET
Card**

APFC ALASKA PERMANENT FUND CORPORATION **The Permanent Fund:
A Renewable Financial Resource** Alaska Resource ASSOCIATION

**MARKET
Card**

APFC ALASKA PERMANENT FUND CORPORATION **The Permanent Fund:
A Renewable Financial Resource** Alaska Resource ASSOCIATION

**MARKET
Card**

APFC ALASKA PERMANENT FUND CORPORATION **The Permanent Fund:
A Renewable Financial Resource** Alaska Resource ASSOCIATION



The Permanent Fund:

A Renewable Financial Resource Game Market Cards (Back)



ANNUAL MARKET REPORT
Stocks: up 5%
Bonds: up 3%
Real Estate: up 5%



ANNUAL MARKET REPORT
Stocks: up 5%
Bonds: up 3%
Real Estate: up 5%



ANNUAL MARKET REPORT
Stocks: up 5%
Bonds: down 2%
Real Estate: down 1%



ANNUAL MARKET REPORT
Stocks: down 5%
Bonds: down 2%
Real Estate: up 5%



ANNUAL MARKET REPORT
Stocks: down 10%
Bonds: up 3%
Real Estate: down 5%



ANNUAL MARKET REPORT
Stocks: up 15%
Bonds: up 3%
Real Estate: down 10%





The Permanent Fund:

A Renewable Financial Resource Game Market Cards (Front)



**MARKET
Card**

APFC ALASKA PERMANENT
FUND CORPORATION **The Permanent Fund:
A Renewable Financial Resource** Alaska Resource
ASSOCIATION

**MARKET
Card**

APFC ALASKA PERMANENT
FUND CORPORATION **The Permanent Fund:
A Renewable Financial Resource** Alaska Resource
ASSOCIATION

**MARKET
Card**

APFC ALASKA PERMANENT
FUND CORPORATION **The Permanent Fund:
A Renewable Financial Resource** Alaska Resource
ASSOCIATION

**MARKET
Card**

APFC ALASKA PERMANENT
FUND CORPORATION **The Permanent Fund:
A Renewable Financial Resource** Alaska Resource
ASSOCIATION



The Permanent Fund:

A Renewable Financial Resource Game Market Cards (Back)



ANNUAL MARKET REPORT
Stocks: down 10%
Bonds: up 4%
Real Estate: up 10%



ANNUAL MARKET REPORT
Stocks: up 15%
Bonds: down 2%
Real Estate: up 5%



ANNUAL MARKET REPORT
Stocks: down 5%
Bonds: up 3%
Real Estate: down 1%



ANNUAL MARKET REPORT
Stocks: down 10%
Bonds: up 3%
Real Estate: up 5%





























The Permanent Fund:

A Renewable Financial Resource Game Money



Group Money: Make one copy per group


    \$100 The Permanent Fund: A Renewable Financial Resource	    \$100 The Permanent Fund: A Renewable Financial Resource	    \$100 The Permanent Fund: A Renewable Financial Resource
    \$100 The Permanent Fund: A Renewable Financial Resource	    \$100 The Permanent Fund: A Renewable Financial Resource	    \$100 The Permanent Fund: A Renewable Financial Resource



The Permanent Fund: A Renewable Financial Resource Game Money



Group Money: Make one copy per group















































The Permanent Fund:

A Renewable Financial Resource Game Money



























Group Money: Make one copy per group

  <p>ALASKA PERMANENT FUND CORPORATION</p>   <p>ALASKA RESOURCE FUND</p>  <p>\$10</p> <p>The Permanent Fund: A Renewable Financial Resource</p>  	  <p>ALASKA PERMANENT FUND CORPORATION</p>   <p>ALASKA RESOURCE FUND</p>  <p>\$10</p> <p>The Permanent Fund: A Renewable Financial Resource</p>  	  <p>ALASKA PERMANENT FUND CORPORATION</p>   <p>ALASKA RESOURCE FUND</p>  <p>\$10</p> <p>The Permanent Fund: A Renewable Financial Resource</p>  
  <p>ALASKA PERMANENT FUND CORPORATION</p>   <p>ALASKA RESOURCE FUND</p>  <p>\$10</p> <p>The Permanent Fund: A Renewable Financial Resource</p>  	  <p>ALASKA PERMANENT FUND CORPORATION</p>   <p>ALASKA RESOURCE FUND</p>  <p>\$10</p> <p>The Permanent Fund: A Renewable Financial Resource</p>  	  <p>ALASKA PERMANENT FUND CORPORATION</p>   <p>ALASKA RESOURCE FUND</p>  <p>\$10</p> <p>The Permanent Fund: A Renewable Financial Resource</p>  



The Permanent Fund: A Renewable Financial Resource Game Money

























Group Money: Make one copy per group

    \$10 The Permanent Fund: A Renewable Financial Resource	    \$10 The Permanent Fund: A Renewable Financial Resource	    \$10 The Permanent Fund: A Renewable Financial Resource	    \$10 The Permanent Fund: A Renewable Financial Resource	    \$10 The Permanent Fund: A Renewable Financial Resource	    \$10 The Permanent Fund: A Renewable Financial Resource
--	--	--	---	---	---



The Permanent Fund: A Renewable Financial Resource Game Money





























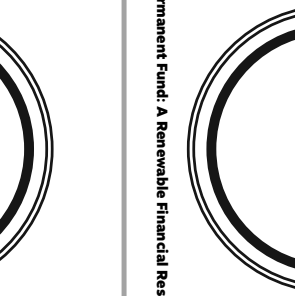



Group Money: Make one copy per group

    \$10 The Permanent Fund: A Renewable Financial Resource	    \$10 The Permanent Fund: A Renewable Financial Resource	    \$10 The Permanent Fund: A Renewable Financial Resource	    \$10 The Permanent Fund: A Renewable Financial Resource	    \$10 The Permanent Fund: A Renewable Financial Resource	    \$10 The Permanent Fund: A Renewable Financial Resource
--	--	--	---	---	---



The Permanent Fund: A Renewable Financial Resource Game Money






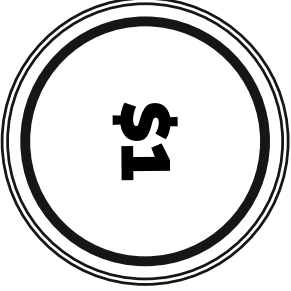










































Group Money: Make one copy per group

        \$1	        \$1
        \$1	        \$1



The Permanent Fund: A Renewable Financial Resource Game Money

























Group Money: Make one copy per group

         <p>The Permanent Fund: A Renewable Financial Resource</p>	         <p>The Permanent Fund: A Renewable Financial Resource</p>	         <p>The Permanent Fund: A Renewable Financial Resource</p>
         <p>The Permanent Fund: A Renewable Financial Resource</p>	         <p>The Permanent Fund: A Renewable Financial Resource</p>	    <p>The Permanent Fund: A Renewable Financial Resource</p>



The Permanent Fund: A Renewable Financial Resource Game Money

Group Money: Make one copy per group

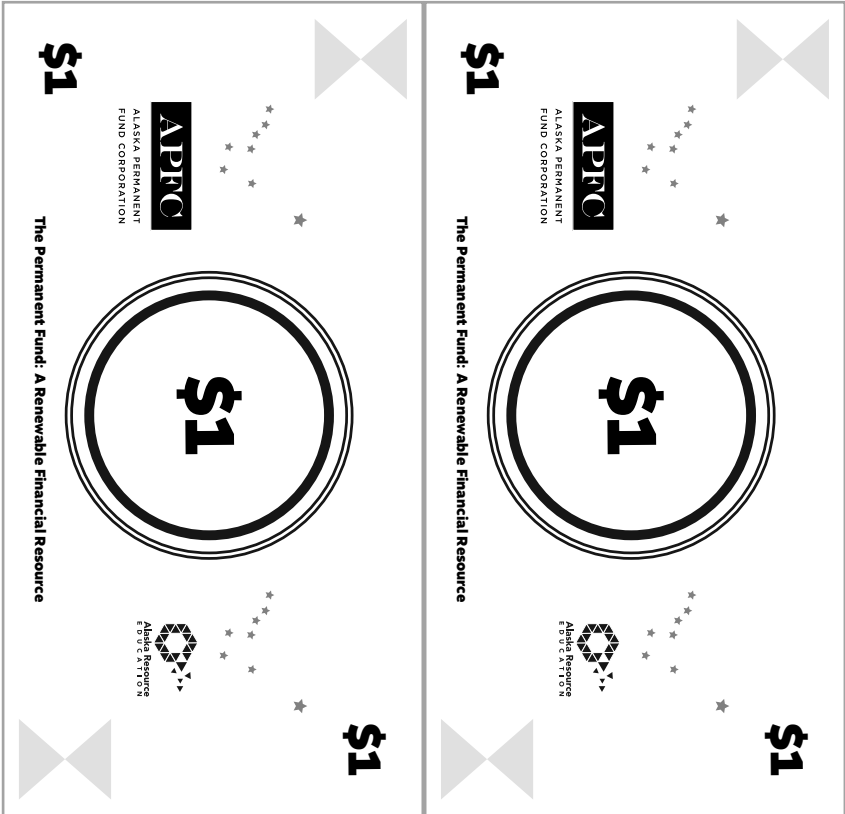
  ALASKA PERMANENT FUND CORPORATION   ALASKA RESOURCE FUND 1976 • 2019  \$1 The Permanent Fund: A Renewable Financial Resource 	  ALASKA PERMANENT FUND CORPORATION   ALASKA RESOURCE FUND 1976 • 2019  \$1 The Permanent Fund: A Renewable Financial Resource 
  ALASKA PERMANENT FUND CORPORATION   ALASKA RESOURCE FUND 1976 • 2019  \$1 The Permanent Fund: A Renewable Financial Resource 	  ALASKA PERMANENT FUND CORPORATION   ALASKA RESOURCE FUND 1976 • 2019  \$1 The Permanent Fund: A Renewable Financial Resource 



The Permanent Fund: A Renewable Financial Resource Game Money



Group Money: Make one copy per group

































The Permanent Fund:

A Renewable Financial Resource Game Money



Bank Money: Make one copy per group

  ALASKA PERMANENT FUND CORPORATION   ALASKA RESOURCE FUND    ALASKA PERMANENT FUND CORPORATION The Permanent Fund: A Renewable Financial Resource \$10	  ALASKA PERMANENT FUND CORPORATION   ALASKA RESOURCE FUND    ALASKA PERMANENT FUND CORPORATION The Permanent Fund: A Renewable Financial Resource \$10
  ALASKA PERMANENT FUND CORPORATION   ALASKA RESOURCE FUND    ALASKA PERMANENT FUND CORPORATION The Permanent Fund: A Renewable Financial Resource \$10	  ALASKA PERMANENT FUND CORPORATION   ALASKA RESOURCE FUND    ALASKA PERMANENT FUND CORPORATION The Permanent Fund: A Renewable Financial Resource \$10



































The Permanent Fund:

A Renewable Financial Resource Game Money















































Bank Money: Make one copy per group

  ALASKA PERMANENT FUND CORPORATION   ALASKA RESOURCE FUND \$10 The Permanent Fund: A Renewable Financial Resource	  ALASKA PERMANENT FUND CORPORATION   ALASKA RESOURCE FUND \$10 The Permanent Fund: A Renewable Financial Resource	  ALASKA PERMANENT FUND CORPORATION   ALASKA RESOURCE FUND \$10 The Permanent Fund: A Renewable Financial Resource	  ALASKA PERMANENT FUND CORPORATION   ALASKA RESOURCE FUND \$10 The Permanent Fund: A Renewable Financial Resource
  ALASKA PERMANENT FUND CORPORATION   ALASKA RESOURCE FUND \$10 The Permanent Fund: A Renewable Financial Resource	  ALASKA PERMANENT FUND CORPORATION   ALASKA RESOURCE FUND \$10 The Permanent Fund: A Renewable Financial Resource	  ALASKA PERMANENT FUND CORPORATION   ALASKA RESOURCE FUND \$10 The Permanent Fund: A Renewable Financial Resource	  ALASKA PERMANENT FUND CORPORATION   ALASKA RESOURCE FUND \$10 The Permanent Fund: A Renewable Financial Resource



The Permanent Fund: A Renewable Financial Resource Game Money

Bank Money: Make one copy per group

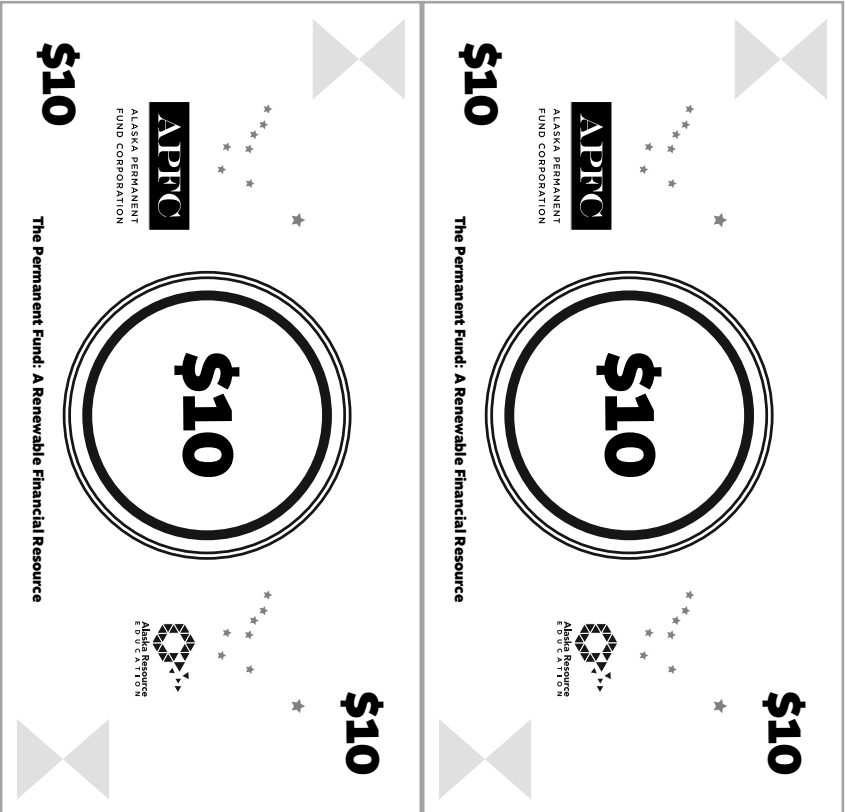
          	          
          	          



The Permanent Fund: A Renewable Financial Resource Game Money



























Bank Money: Make one copy per group





The Permanent Fund: A Renewable Financial Resource Game Money


































Bank Money: Make one copy per group

    \$5 The Permanent Fund: A Renewable Financial Resource	    \$5 The Permanent Fund: A Renewable Financial Resource	    \$5 The Permanent Fund: A Renewable Financial Resource
    \$5 The Permanent Fund: A Renewable Financial Resource	    \$5 The Permanent Fund: A Renewable Financial Resource	    \$5 The Permanent Fund: A Renewable Financial Resource



The Permanent Fund: A Renewable Financial Resource Game Money

























Bank Money: Make one copy per group

  ALASKA PERMANENT FUND CORPORATION   ALASKA RESOURCE FUND 1976 • 2010   \$5 The Permanent Fund: A Renewable Financial Resource	  ALASKA PERMANENT FUND CORPORATION   ALASKA RESOURCE FUND 1976 • 2010   \$5 The Permanent Fund: A Renewable Financial Resource	  ALASKA PERMANENT FUND CORPORATION   ALASKA RESOURCE FUND 1976 • 2010   \$5 The Permanent Fund: A Renewable Financial Resource
  ALASKA PERMANENT FUND CORPORATION   ALASKA RESOURCE FUND 1976 • 2010   \$5 The Permanent Fund: A Renewable Financial Resource	  ALASKA PERMANENT FUND CORPORATION   ALASKA RESOURCE FUND 1976 • 2010   \$5 The Permanent Fund: A Renewable Financial Resource	  ALASKA PERMANENT FUND CORPORATION  ALASKA RESOURCE FUND 1976 • 2010 \$5 The Permanent Fund: A Renewable Financial Resource



The Permanent Fund: A Renewable Financial Resource Game Money

Bank Money: Make one copy per group

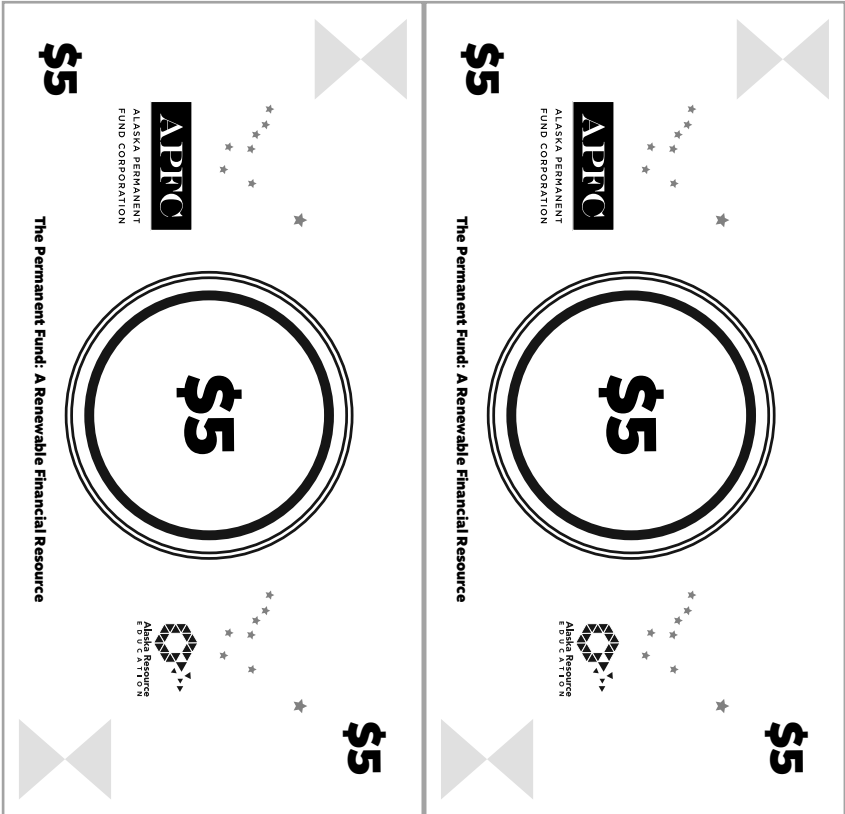
    \$5	    \$5
    \$5	    \$5
    \$5	    \$5



The Permanent Fund: A Renewable Financial Resource Game Money







































Bank Money: Make one copy per group





The Permanent Fund: A Renewable Financial Resource Game Money











































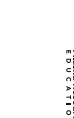

Bank Money: Make one copy per group

  ALASKA PERMANENT FUND CORPORATION   ALASKA RESOURCE FUND 1976 • 1992 • 1996  \$1 The Permanent Fund: A Renewable Financial Resource 	  ALASKA PERMANENT FUND CORPORATION   ALASKA RESOURCE FUND 1976 • 1992 • 1996  \$1 The Permanent Fund: A Renewable Financial Resource 
  ALASKA PERMANENT FUND CORPORATION   ALASKA RESOURCE FUND 1976 • 1992 • 1996  \$1 The Permanent Fund: A Renewable Financial Resource 	  ALASKA PERMANENT FUND CORPORATION   ALASKA RESOURCE FUND 1976 • 1992 • 1996  \$1 The Permanent Fund: A Renewable Financial Resource 
  ALASKA PERMANENT FUND CORPORATION   ALASKA RESOURCE FUND 1976 • 1992 • 1996  \$1 The Permanent Fund: A Renewable Financial Resource 	  ALASKA PERMANENT FUND CORPORATION   ALASKA RESOURCE FUND 1976 • 1992 • 1996  \$1 The Permanent Fund: A Renewable Financial Resource 



The Permanent Fund: A Renewable Financial Resource Game Money





























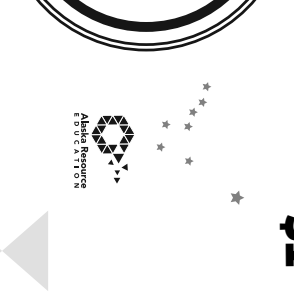





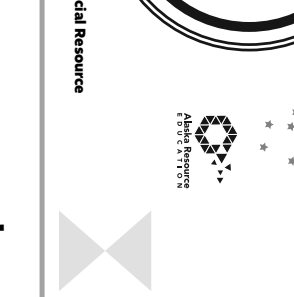

Bank Money: Make one copy per group

           \$1	           \$1
           \$1	           \$1



The Permanent Fund: A Renewable Financial Resource Game Money

























Bank Money: Make one copy per group

  ALASKA PERMANENT FUND CORPORATION   ALASKA RESOURCE FUND 1976 • 1992  \$1 The Permanent Fund: A Renewable Financial Resource 	  ALASKA PERMANENT FUND CORPORATION   ALASKA RESOURCE FUND 1976 • 1992  \$1 The Permanent Fund: A Renewable Financial Resource 
  ALASKA PERMANENT FUND CORPORATION   ALASKA RESOURCE FUND 1976 • 1992  \$1 The Permanent Fund: A Renewable Financial Resource 	  ALASKA PERMANENT FUND CORPORATION   ALASKA RESOURCE FUND 1976 • 1992  \$1 The Permanent Fund: A Renewable Financial Resource 
  ALASKA PERMANENT FUND CORPORATION   ALASKA RESOURCE FUND 1976 • 1992  \$1 The Permanent Fund: A Renewable Financial Resource 	  ALASKA PERMANENT FUND CORPORATION   ALASKA RESOURCE FUND 1976 • 1992  \$1 The Permanent Fund: A Renewable Financial Resource 



The Permanent Fund: A Renewable Financial Resource Game Money

Bank Money: Make one copy per group

  ALASKA PERMANENT FUND CORPORATION   ALASKA RESOURCE FUND 1976 • 2010  \$1 The Permanent Fund: A Renewable Financial Resource 	  ALASKA PERMANENT FUND CORPORATION   ALASKA RESOURCE FUND 1976 • 2010  \$1 The Permanent Fund: A Renewable Financial Resource 
  ALASKA PERMANENT FUND CORPORATION   ALASKA RESOURCE FUND 1976 • 2010  \$1 The Permanent Fund: A Renewable Financial Resource 	  ALASKA PERMANENT FUND CORPORATION   ALASKA RESOURCE FUND 1976 • 2010  \$1 The Permanent Fund: A Renewable Financial Resource 



The Permanent Fund: A Renewable Financial Resource Game Money

Bank Money: Make one copy per group

<p>\$1</p> <p>APPRO ALASKA PERMANENT FUND CORPORATION</p> <p>The Permanent Fund: A Renewable Financial Resource</p> <p>\$1</p>	<p>\$1</p> <p>APPRO ALASKA PERMANENT FUND CORPORATION</p> <p>The Permanent Fund: A Renewable Financial Resource</p> <p>\$1</p>
<p>\$1</p> <p>APPRO ALASKA PERMANENT FUND CORPORATION</p> <p>The Permanent Fund: A Renewable Financial Resource</p> <p>\$1</p>	<p>\$1</p> <p>APPRO ALASKA PERMANENT FUND CORPORATION</p> <p>The Permanent Fund: A Renewable Financial Resource</p> <p>\$1</p>













































The Permanent Fund:

A Renewable Financial Resource Game Money



Bank Money: Make one copy per group

  ALASKA PERMANENT FUND CORPORATION   ALASKA RESOURCE FUND   \$1 The Permanent Fund: A Renewable Financial Resource	  ALASKA PERMANENT FUND CORPORATION   ALASKA RESOURCE FUND   \$1 The Permanent Fund: A Renewable Financial Resource	  ALASKA PERMANENT FUND CORPORATION   ALASKA RESOURCE FUND   \$1 The Permanent Fund: A Renewable Financial Resource	  ALASKA PERMANENT FUND CORPORATION   ALASKA RESOURCE FUND   \$1 The Permanent Fund: A Renewable Financial Resource
  ALASKA PERMANENT FUND CORPORATION   ALASKA RESOURCE FUND   \$1 The Permanent Fund: A Renewable Financial Resource	  ALASKA PERMANENT FUND CORPORATION   ALASKA RESOURCE FUND   \$1 The Permanent Fund: A Renewable Financial Resource	  ALASKA PERMANENT FUND CORPORATION  ALASKA RESOURCE FUND \$1 The Permanent Fund: A Renewable Financial Resource	  ALASKA PERMANENT FUND CORPORATION  ALASKA RESOURCE FUND \$1 The Permanent Fund: A Renewable Financial Resource



The Permanent Fund:

A Renewable Financial Resource Game Money



Bank Money: Make one copy per group

<p>\$1</p> <p>APFRC ALASKA PERMANENT FUND CORPORATION</p> <p>\$1</p> <p>Alaska Resource FUND CORPORATION</p> <p>The Permanent Fund: A Renewable Financial Resource</p>	<p>\$1</p> <p>APFRC ALASKA PERMANENT FUND CORPORATION</p> <p>\$1</p> <p>Alaska Resource FUND CORPORATION</p> <p>The Permanent Fund: A Renewable Financial Resource</p>
<p>\$1</p> <p>APFRC ALASKA PERMANENT FUND CORPORATION</p> <p>\$1</p> <p>Alaska Resource FUND CORPORATION</p> <p>The Permanent Fund: A Renewable Financial Resource</p>	<p>\$1</p> <p>APFRC ALASKA PERMANENT FUND CORPORATION</p> <p>\$1</p> <p>Alaska Resource FUND CORPORATION</p> <p>The Permanent Fund: A Renewable Financial Resource</p>




The Permanent Fund:

A Renewable Financial Resource Game Money Bins



MONEY BINS

Stocks



The Permanent Fund:
A Renewable Financial Resource




The Permanent Fund:

A Renewable Financial Resource Game Money Bins



MONEY BINS

Bonds



The Permanent Fund:
A Renewable Financial Resource




The Permanent Fund:

A Renewable Financial Resource Game Money Bins



MONEY BINS

Real Estate



The Permanent Fund:
A Renewable Financial Resource




The Permanent Fund:

A Renewable Financial Resource Game Money Bins



MONEY BINS

Savings



The Permanent Fund:
A Renewable Financial Resource



Fund Sustainability Simulation Game



Essential Question: How does the money of the Permanent Fund get managed and spent?

Grade:
9-12

Time:
One class period

Overview:

Students will role play management of the Permanent Fund to make sure it is able to benefit Alaskans today and in the future, equally.

Assessment:

Can the student:

- Demonstrate the importance of compromise and long-term planning?
- Explain the concept of the POMV rule and why it was enacted?
- Describe the Corporate and Legislative roles and responsibilities concerning the spending of the Permanent Fund?

Vocabulary:

Corporation, Legislature, Compromise, Appropriation, Constitution, Statute, Spending, POMV, Savings

TEACHER INFORMATION AND PROCEDURE

Fund Sustainability Simulation Game teacher training

Scan the QR code to watch the teacher training video.

Prior knowledge for students:

- Students should have a basic understanding of what the Permanent Fund is, why, and how it came into existence.
- Students should have a working understanding of how the Alaska Permanent Fund is structured.
- Students should understand APFC's role in managing the Alaska Permanent Fund.
- Students should comprehend how APFC makes money for Alaska.

Materials needed:

- Class set of budget items (1 per group, laminate optional)

What to do in advance:

Review APFC videos, found here: <https://tinyurl.com/AKrenewableresource>

Complete the previous two lessons in the workbook: Create-a-State and The Permanent Fund: A Renewable Financial Resource



Scan to view
Teacher Training



Scan to view
Video



Fund Sustainability Simulation Game

TEACHING THE LESSON

Gear up:

Begin with a brief discussion and overview of the history and significance of the Permanent Fund for the state of Alaska. Overview how money flows into the Fund and how it is invested (review the prior two lessons).

Ask students: How do you think money from the Permanent Fund can be spent? Who decides who spends it? What is that money used for?

Explore:

Students will engage in a role-playing activity to simulate how the Permanent Fund is managed to be a sustainable financial resource. Tell students that their school has a reserve savings account started by students years before them that they can use, and it is also invested to keep growing as time goes on. The account was created to ensure that the money in the account would help current students and all students in future years, but the current student council can always spend from the account as they see fit. Investments do well in some years, and not as well in others, but overall, the balance of the account goes up 5% each year.

Tell the students that today, the account sits at \$100,000.

Brainstorm a list of student/school needs that the money could be spent on with the entire class. Divide the list into "annual/today needs" (e.g., prom, yearbook) and "periodic/future needs" (e.g., new textbooks, new technology, supplies, etc.)

Students will be placed in 5-6 groups, depending on class size. They represent the student body. In groups, student have 5-10 minutes to decide on a proposed yearly spending budget. They will be provided a "menu" of annual and periodic needs with associated costs to help them decide on a budget. One representative from each group will share their ideas with the rest of the class.

After hearing all of the proposals, remind students that the savings account has \$100,000 this year, and normally grows at 5% per year. This means that if nothing is spent, it will have \$105,000 in year 1, and because of the power of compound interest it would have \$162,889 by year 10, \$265,330 by year 20, and \$432,194 by year 30. Each group must figure out how many years their reserve savings account will last if the student body spent their proposed budget year after year. Discuss as a whole group: are the budgets they came up with sustainable? Is it fair for the future generation of students?

Tell the students they will get back in their groups again, except this time instead of coming up with a budget proposal, they will come up with a proposed rule for spending each year (e.g., the current student body may only spend 5% of the reserve account each year, except every 5th year 10% may be spent on any major upgrades/purchases). Their rule must consider both the short-term and long-term needs of the student body – while also remembering the fact that the fund only grows at about 5% per year. This time, they are vying to be chosen for student council, and will present their ideas out to the class and teacher. The class will listen to all presentations and vote on which group's spending rule is the most viable and financially sound, picking a winning group to sit on the student council. They must be able to show mathematically that their spending rule is sustainable (i.e. makes the money reserve last at least 2 years beyond the first round).



Fund Sustainability Simulation Game



Additionally, students may propose ideas about ways to increase the amount of money in the reserve account through fundraising and sponsorships, so that a bigger yearly spending budget can be maintained. This can be included in their presentations as justification for their spending budget rule.

Generalize:

Ask the students:

- How difficult was it to think about future generations of students to ensure the reserve savings account didn't run out?
- Is it the responsibility of current generations to take care of future generations financially?
- Even if the current generation makes a recommendation to sustainable spending, is it realistic to assume all future generations might follow suit? Why or why not?

Relate the game to how the Alaska Permanent Fund Corporation (APFC) manages the Permanent Fund. Long supported by the APFC Board of Trustees, the Legislature adopted a Percent of Market Value (POMV) rule to guide withdrawals from the Permanent Fund. This formula is designed to give the state a predictable revenue stream while ensuring sustainability by limiting the amount of the draws.

The POMV draw is based on a percentage of the average market value of the Fund for the first five of the preceding six fiscal years. The draw is subject to appropriation and is set in statute at 5%.

Extensions, adaptations, and more resources:

Have students play the game for multiple "years" and change the investment growth percentage each year. Explore current issues in the state legislature regarding the POMV and others that pertain to Permanent Fund and create discussion.



Fund Sustainability Simulation Game



Fund Management Simulation Game School Budget Menu

Reminder: Your budget currently sits at **\$100,000**, and grows at roughly **5%** interest each year.

CURRENT/YEARLY NEEDS

Prom	\$5,000
Other Dances*	\$2,500
Yearbook	\$2,000
Sports teams and club travel**	\$6,000
Basic classroom supplies and upgrades	\$3,000
Pep rallies & other in-school events*	\$2,000
Individual club fund requests**	\$3,000
School trip to Hawaii	\$15,000

FUTURE/PERIODIC NEEDS

Many of the same needs as current students as well as larger items	
Technology upgrades	\$10,000– \$50,000
School parking lot upgrades (more student parking)	\$5,000
Sports team uniforms and equipment**	\$10,000

*per item **per 5 items





Fund Sustainability Simulation Game



Fund Management Simulation Game School Budget Menu

Reminder: Your budget currently sits at **\$100,000**, and grows at roughly **5%** interest each year.

CURRENT/YEARLY NEEDS

Prom	\$5,000
Other Dances*	\$2,500
Yearbook	\$2,000
Sports teams and club travel**	\$6,000
Basic classroom supplies and upgrades	\$3,000
Pep rallies & other in-school events*	\$2,000
Individual club fund requests**	\$3,000
School trip to Hawaii	\$15,000

FUTURE/PERIODIC NEEDS

Many of the same needs as current students as well as larger items	
Technology upgrades	\$10,000– \$50,000
School parking lot upgrades (more student parking)	\$5,000
Sports team uniforms and equipment**	\$10,000

*per item **per 5 items





Fund Sustainability Simulation Game



Fund Management Simulation Game School Budget Menu

Reminder: Your budget currently sits at **\$100,000**, and grows at roughly **5%** interest each year.

CURRENT/YEARLY NEEDS

Prom	\$5,000
Other Dances*	\$2,500
Yearbook	\$2,000
Sports teams and club travel**	\$6,000
Basic classroom supplies and upgrades	\$3,000
Pep rallies & other in-school events*	\$2,000
Individual club fund requests**	\$3,000
School trip to Hawaii	\$15,000

FUTURE/PERIODIC NEEDS

Many of the same needs as current students as well as larger items	
Technology upgrades	\$10,000– \$50,000
School parking lot upgrades (more student parking)	\$5,000
Sports team uniforms and equipment**	\$10,000

*per item **per 5 items





Fund Sustainability Simulation Game



Fund Management Simulation Game School Budget Menu

Reminder: Your budget currently sits at **\$100,000**, and grows at roughly **5%** interest each year.

CURRENT/YEARLY NEEDS

Prom	\$5,000
Other Dances*	\$2,500
Yearbook	\$2,000
Sports teams and club travel**	\$6,000
Basic classroom supplies and upgrades	\$3,000
Pep rallies & other in-school events*	\$2,000
Individual club fund requests**	\$3,000
School trip to Hawaii	\$15,000

FUTURE/PERIODIC NEEDS

Many of the same needs as current students as well as larger items	
Technology upgrades	\$10,000– \$50,000
School parking lot upgrades (more student parking)	\$5,000
Sports team uniforms and equipment**	\$10,000

*per item **per 5 items





Fund Sustainability Simulation Game



Fund Management Simulation Game School Budget Menu

Reminder: Your budget currently sits at **\$100,000**, and grows at roughly **5%** interest each year.

CURRENT/YEARLY NEEDS


Prom	\$5,000
Other Dances*	\$2,500
Yearbook	\$2,000
Sports teams and club travel**	\$6,000
Basic classroom supplies and upgrades	\$3,000
Pep rallies & other in-school events*	\$2,000
Individual club fund requests**	\$3,000
School trip to Hawaii	\$15,000

FUTURE/PERIODIC NEEDS

Many of the same needs as current students as well as larger items	
Technology upgrades	\$10,000– \$50,000
School parking lot upgrades (more student parking)	\$5,000
Sports team uniforms and equipment**	\$10,000

*per item **per 5 items








Fund Sustainability Simulation Game: Doodle Notes



NAME(S): _____

THE PERMANENT FUND: A RENEWABLE FINANCIAL RESOURCE DEBRIEF	
<p>Values</p> 	What values does this activity invite us to think about?
<p>Identities</p> 	Who would this activity be helpful for?
<p>Actions</p> 	What actions might this activity encourage?

Three questions that I have:



Two things I will remember:



One change I commit to make:








Fund Sustainability Simulation Game: Doodle Notes



NAME(S): _____

THE PERMANENT FUND: A RENEWABLE FINANCIAL RESOURCE DEBRIEF	
Values 	What values does this activity invite us to think about?
Identities 	Who would this activity be helpful for?
Actions 	What actions might this activity encourage?

Three questions that I have:




Two things I will remember:



One change I commit to make:





Fund Sustainability Simulation Game: Doodle Notes



NAME(S): _____

THE PERMANENT FUND: A RENEWABLE FINANCIAL RESOURCE DEBRIEF	
<p>Values</p>	<p>What values does this activity invite us to think about?</p>
<p>Identities</p>	<p>Who would this activity be helpful for?</p>
<p>Actions</p>	<p>What actions might this activity encourage?</p>

Three questions that I have:




Two things I will remember:



One change I commit to make:








Fund Sustainability Simulation Game: Doodle Notes



NAME(S): _____

THE PERMANENT FUND: A RENEWABLE FINANCIAL RESOURCE DEBRIEF	
Values 	What values does this activity invite us to think about?
Identities 	Who would this activity be helpful for?
Actions 	What actions might this activity encourage?

Three questions that I have:




Two things I will remember:



One change I commit to make:








Fund Sustainability Simulation Game: Doodle Notes



NAME(S): _____

THE PERMANENT FUND: A RENEWABLE FINANCIAL RESOURCE DEBRIEF	
Values 	What values does this activity invite us to think about?
Identities 	Who would this activity be helpful for?
Actions 	What actions might this activity encourage?

Three questions that I have:



Two things I will remember:



One change I commit to make:





Fund Sustainability Simulation Game: Student Council Proposed Budget

List your proposed yearly budget items here:

Line Item	Cost
_____	_____
_____	_____
_____	_____
_____	_____
_____	_____
_____	_____
_____	_____
_____	_____
_____	_____
_____	_____

Justification: In a couple sentences describe why you chose the budget you did.

With your above proposed budget, how many years will your reserve account last?
Remember that it grows at 5% each year.

Year	Initial	Investment Growth	Spending	Final
1	\$100,000	$(\$100,000 \times 0.05) + 100,000 = \$105,000$	\$20,000	$\$105,000 - \$20,000 = \$85,000$
2	\$85,000	$(85,000 \times 0.05) + 85,000 = \$89,250$	\$20,000	$\$89,250 - \$20,000 = \$69,250$

Spending budget rule: In your group, come up with a spending budget rule that will be enacted for your annual budget and that would remain in effect for future years as well. The goal is to maintain the reserve savings account indefinitely, while still keeping in mind the needs of today and future students. You will present your rule and justification to the class and to the school "board" (the teachers) with the goal of becoming selected as student council representatives.

Our spending rule is:



Fund Sustainability Simulation Game: Student Council Proposed Budget

Year	Initial	Investment Growth	Spending	Final
1	\$100,000	$(\$100,000 \times 0.05) + 100,000 = \$105,000$		
2				
3				
4				
5				
6				
7				
8				
9				
10				
11				
12				
13				
14				
15				



Fund Sustainability Simulation Game: Student Council Proposed Budget

List your proposed yearly budget items here:

Line Item	Cost
_____	_____
_____	_____
_____	_____
_____	_____
_____	_____
_____	_____
_____	_____
_____	_____
_____	_____
_____	_____

Justification: In a couple sentences describe why you chose the budget you did.

With your above proposed budget, how many years will your reserve account last?
Remember that it grows at 5% each year.

Year	Initial	Investment Growth	Spending	Final
1	\$100,000	$(\$100,000 \times 0.05) + 100,000 = \$105,000$	\$20,000	$\$105,000 - \$20,000 = \$85,000$
2	\$85,000	$(85,000 \times 0.05) + 85,000 = \$89,250$	\$20,000	$\$89,250 - \$20,000 = \$69,250$

Spending budget rule: In your group, come up with a spending budget rule that will be enacted for your annual budget and that would remain in effect for future years as well. The goal is to maintain the reserve savings account indefinitely, while still keeping in mind the needs of today and future students. You will present your rule and justification to the class and to the school "board" (the teachers) with the goal of becoming selected as student council representatives.

Our spending rule is:



Fund Sustainability Simulation Game: Student Council Proposed Budget

Year	Initial	Investment Growth	Spending	Final
1	\$100,000	$(\$100,000 \times 0.05) + 100,000 = \$105,000$		
2				
3				
4				
5				
6				
7				
8				
9				
10				
11				
12				
13				
14				
15				



Fund Sustainability Simulation Game: Student Council Proposed Budget

List your proposed yearly budget items here:

Line Item	Cost

Justification: In a couple sentences describe why you chose the budget you did.

With your above proposed budget, how many years will your reserve account last?
Remember that it grows at 5% each year.

Year	Initial	Investment Growth	Spending	Final
1	\$100,000	$(\$100,000 \times 0.05) + 100,000 = \$105,000$	\$20,000	$\$105,000 - \$20,000 = \$85,000$
2	\$85,000	$(85,000 \times 0.05) + 85,000 = \$89,250$	\$20,000	$\$89,250 - \$20,000 = \$69,250$

Spending budget rule: In your group, come up with a spending budget rule that will be enacted for your annual budget and that would remain in effect for future years as well. The goal is to maintain the reserve savings account indefinitely, while still keeping in mind the needs of today and future students. You will present your rule and justification to the class and to the school "board" (the teachers) with the goal of becoming selected as student council representatives.

Our spending rule is:



Fund Sustainability Simulation Game: Student Council Proposed Budget

Year	Initial	Investment Growth	Spending	Final
1	\$100,000	$(\$100,000 \times 0.05) + 100,000 = \$105,000$		
2				
3				
4				
5				
6				
7				
8				
9				
10				
11				
12				
13				
14				
15				



Fund Sustainability Simulation Game: Student Council Proposed Budget

List your proposed yearly budget items here:

Line Item	Cost

Justification: In a couple sentences describe why you chose the budget you did.

With your above proposed budget, how many years will your reserve account last?
Remember that it grows at 5% each year.

Year	Initial	Investment Growth	Spending	Final
1	\$100,000	$(\$100,000 \times 0.05) + 100,000 = \$105,000$	\$20,000	$\$105,000 - \$20,000 = \$85,000$
2	\$85,000	$(85,000 \times 0.05) + 85,000 = \$89,250$	\$20,000	$\$89,250 - \$20,000 = \$69,250$

Spending budget rule: In your group, come up with a spending budget rule that will be enacted for your annual budget and that would remain in effect for future years as well. The goal is to maintain the reserve savings account indefinitely, while still keeping in mind the needs of today and future students. You will present your rule and justification to the class and to the school "board" (the teachers) with the goal of becoming selected as student council representatives.

Our spending rule is:



Fund Sustainability Simulation Game: Student Council Proposed Budget

Year	Initial	Investment Growth	Spending	Final
1	\$100,000	$(\$100,000 \times 0.05) + 100,000 = \$105,000$		
2				
3				
4				
5				
6				
7				
8				
9				
10				
11				
12				
13				
14				
15				



Fund Sustainability Simulation Game: Student Council Proposed Budget

List your proposed yearly budget items here:

Line Item	Cost

Justification: In a couple sentences describe why you chose the budget you did.

With your above proposed budget, how many years will your reserve account last?
Remember that it grows at 5% each year.

Year	Initial	Investment Growth	Spending	Final
1	\$100,000	$(\$100,000 \times 0.05) + 100,000 = \$105,000$	\$20,000	$\$105,000 - \$20,000 = \$85,000$
2	\$85,000	$(85,000 \times 0.05) + 85,000 = \$89,250$	\$20,000	$\$89,250 - \$20,000 = \$69,250$

Spending budget rule: In your group, come up with a spending budget rule that will be enacted for your annual budget and that would remain in effect for future years as well. The goal is to maintain the reserve savings account indefinitely, while still keeping in mind the needs of today and future students. You will present your rule and justification to the class and to the school "board" (the teachers) with the goal of becoming selected as student council representatives.

Our spending rule is:



Fund Sustainability Simulation Game: Student Council Proposed Budget

Year	Initial	Investment Growth	Spending	Final
1	\$100,000	$(\$100,000 \times 0.05) + 100,000 = \$105,000$		
2				
3				
4				
5				
6				
7				
8				
9				
10				
11				
12				
13				
14				
15				

